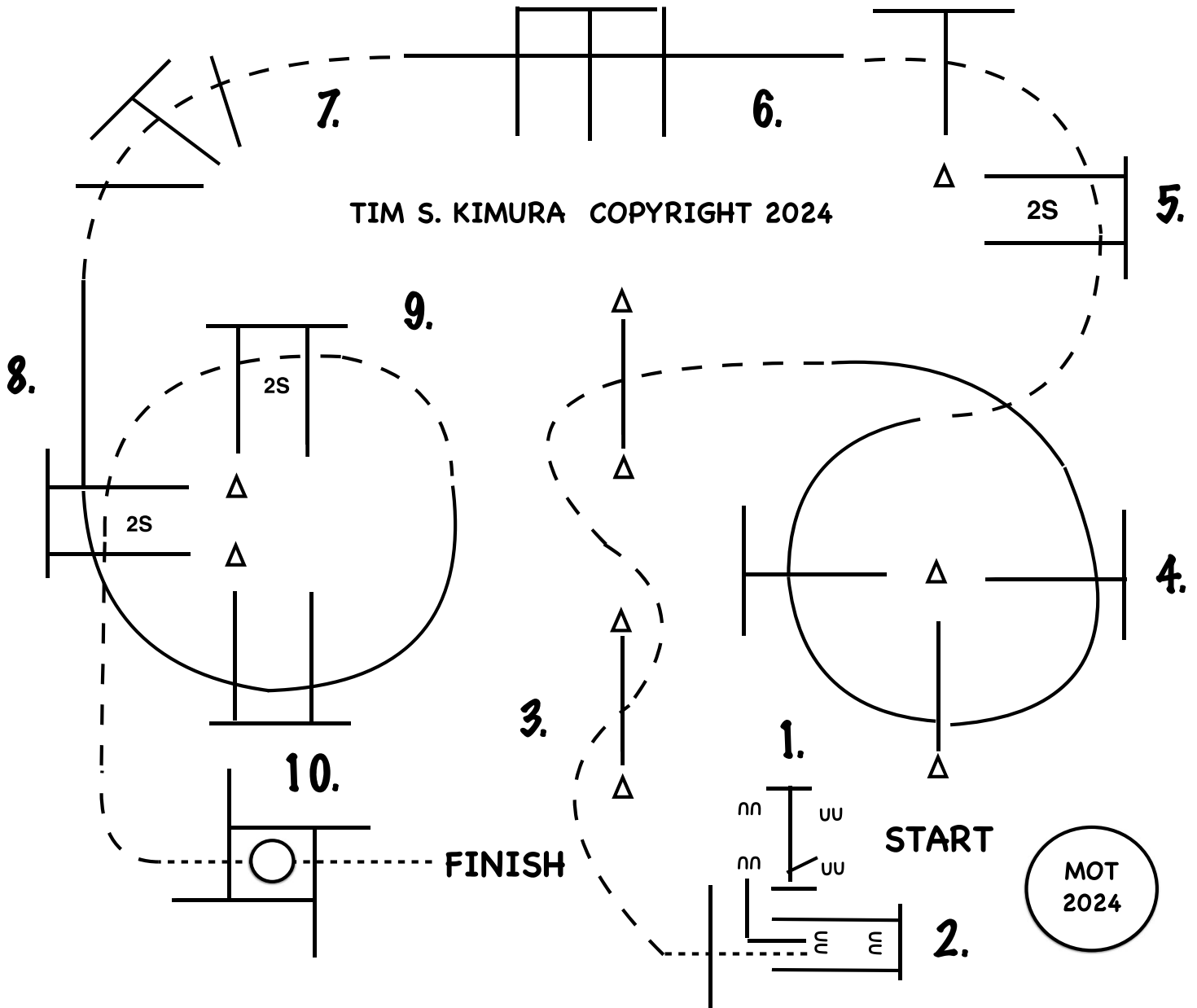


**2024 HEART
OF THE ROCKIES
CIRCUIT**

FRIDAY 5/3

**(CLASSES 147-157) AB JUNIOR,
AQHA - L1 TRAIL, L1 & ROOKIE YOUTH,
L1 & ROOKIE AMATEUR, JUNIOR TRAIL
APHA - GREEN, NOV YTH, NOV AMT, JR**

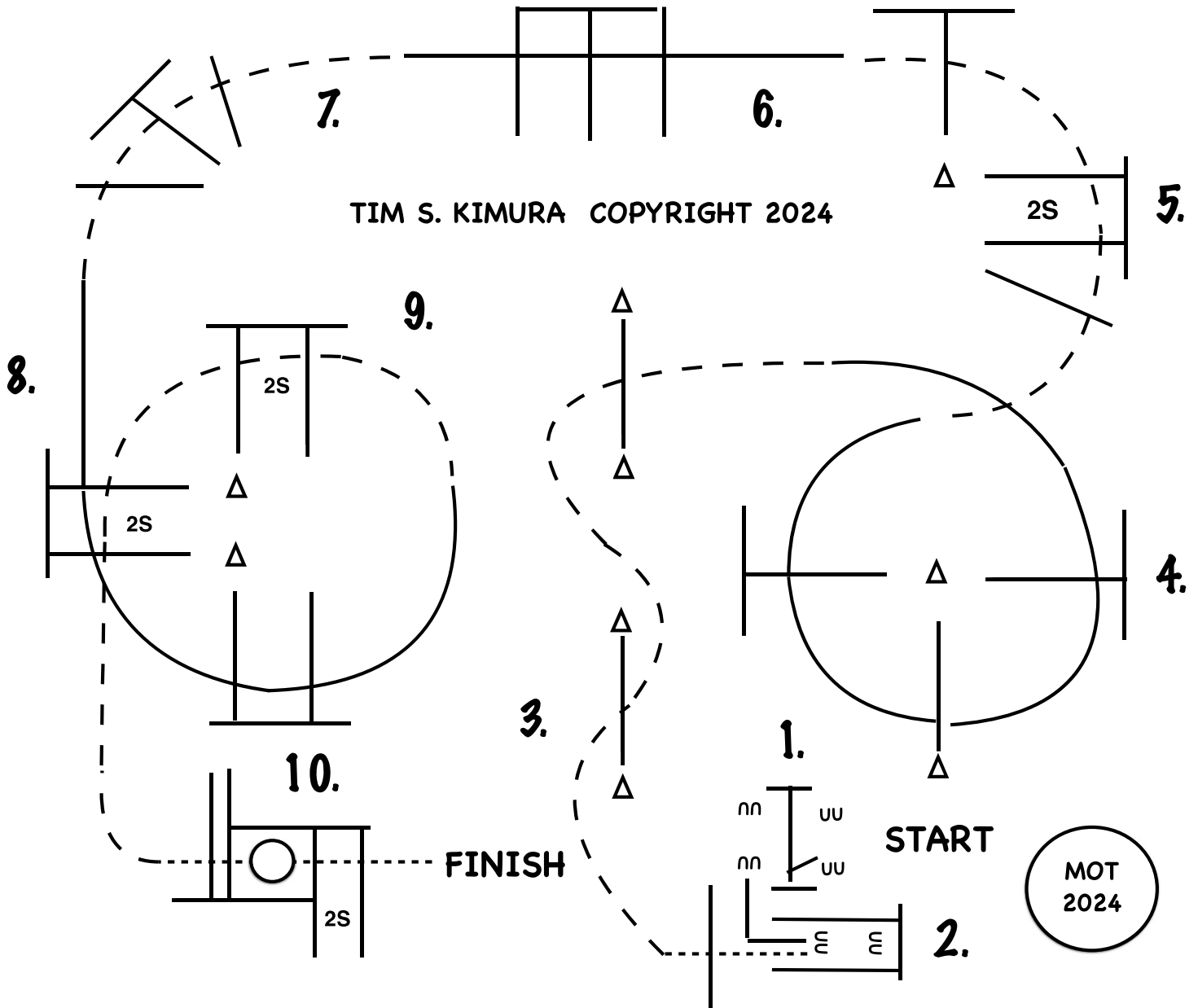


1. WORK GATE RIGHT HAND.
2. BACK FROM GATE, BACK AROUND CORNER, WALK OUT CHUTE, WALK OVER POLE.
3. JOG THROUGH SERPENTINE, JOG OVER POLES.
4. LOPE OVER POLES (RIGHT LEAD).
5. BREAK TO THE JOG, JOG OVER POLES.
6. LOPE OVER POLES (LEFT LEAD).
7. BREAK TO THE JOG, JOG OVER POLES.
8. LOPE OVER POLES (LEFT LEAD).
9. BREAK TO THE JOG, JOG OVER POLES.
10. STOP OR BREAK TO THE WALK. WALK INTO BOX, EXECUTE A 360 TURN EITHER WAY, WALK OUT BOX, WALK OVER POLE.

**2024 HEART
OF THE ROCKIES
CIRCUIT**

FRIDAY 5/3

**(CLASSES 158-170) AB SENIOR,
AQHA - YOUTH, AMATEUR, SELECT, SENIOR
APHA - YOUTH, AMATEUR, MASTERS, SENIOR
APHA SPB - OPEN, AMATEUR, YOUTH**

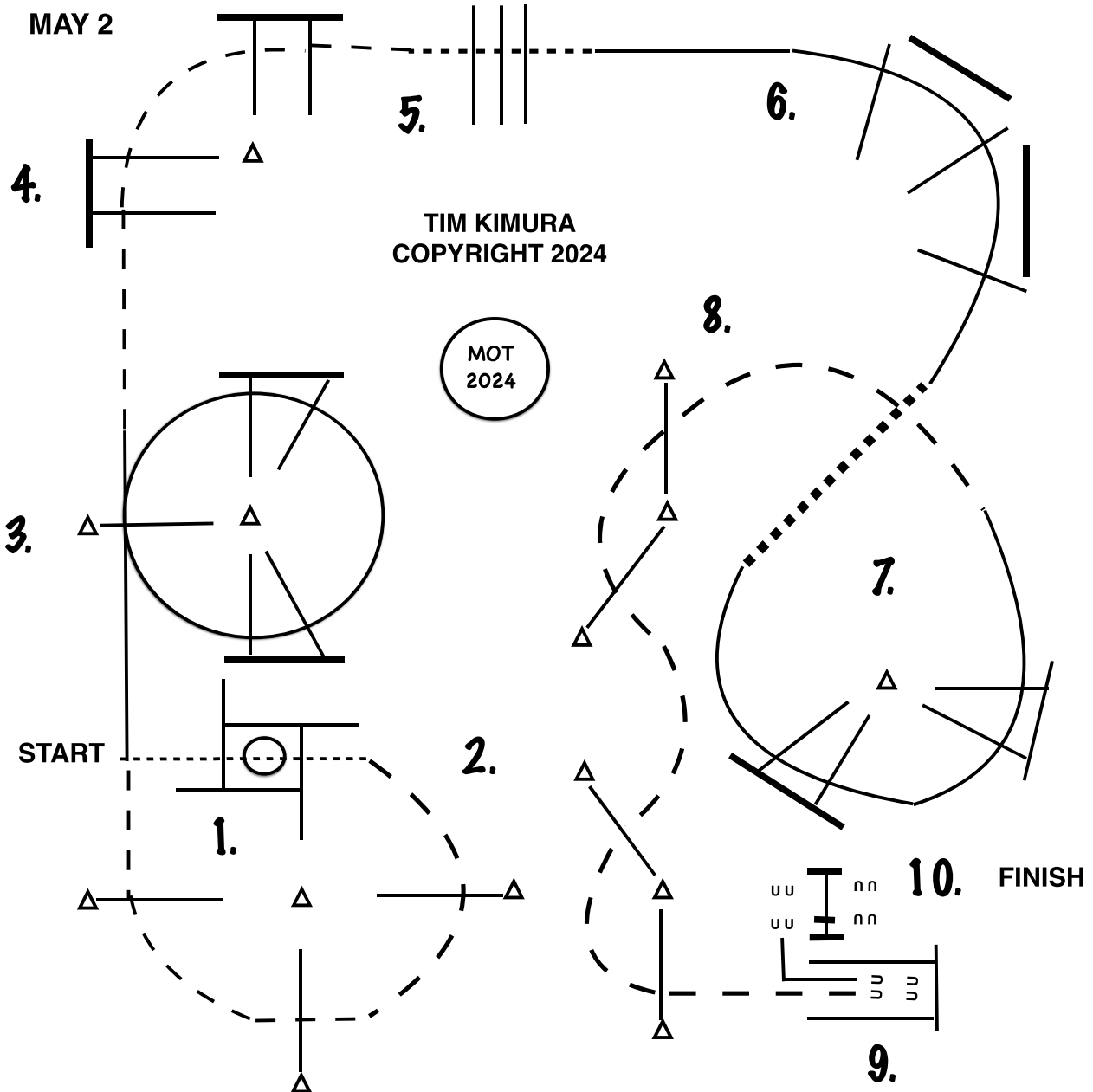


1. WORK GATE RIGHT HAND.
2. BACK FROM GATE, BACK AROUND CORNER, WALK OUT CHUTE, WALK OVER POLE.
3. JOG THROUGH SERPENTINE, JOG OVER POLES.
4. LOPE OVER POLES (RIGHT LEAD).
5. BREAK TO THE JOG, JOG OVER POLES.
6. LOPE OVER POLES (LEFT LEAD).
7. BREAK TO THE JOG, JOG OVER POLES.
8. LOPE OVER POLES (LEFT LEAD).
9. BREAK TO THE JOG, JOG OVER POLES.
10. STOP OR BREAK TO THE WALK. WALK OVER POLES, WALK INTO BOX, EXECUTE A 360 TURN EITHER WAY, WALK OUT BOX, WALK OVER POLES.

**2024 HEART
OF THE ROCKIES
CIRCUIT**

**ALL TRAIL CLASSES
FOR THURSDAY**

THURSDAY
MAY 2



1. WALK INTO BOX, EXECUTE A 360 TURN EITHER WAY, WALK OUT BOX.
2. JOG OVER POLES.
3. LOPE OVER POLES (RIGHT LEAD).
4. BREAK TO THE JOG, JOG OVER POLES.
5. STOP OR BREAK TO THE WALK, WALK OVER POLES.
6. LOPE OVER POLES (RIGHT LEAD).
7. CHANGE LEADS (SIMPLE OR FLYING), LOPE OVER POLES (LEFT LEAD).
8. BREAK TO THE JOG, JOG THROUGH SERPENTINE, JOG OVER POLES.
9. JOG INTO CHUTE, BACK BETWEEN POLES AROUND CORNER AND UP TO GATE.
10. WORK GATE LEFT HAND.

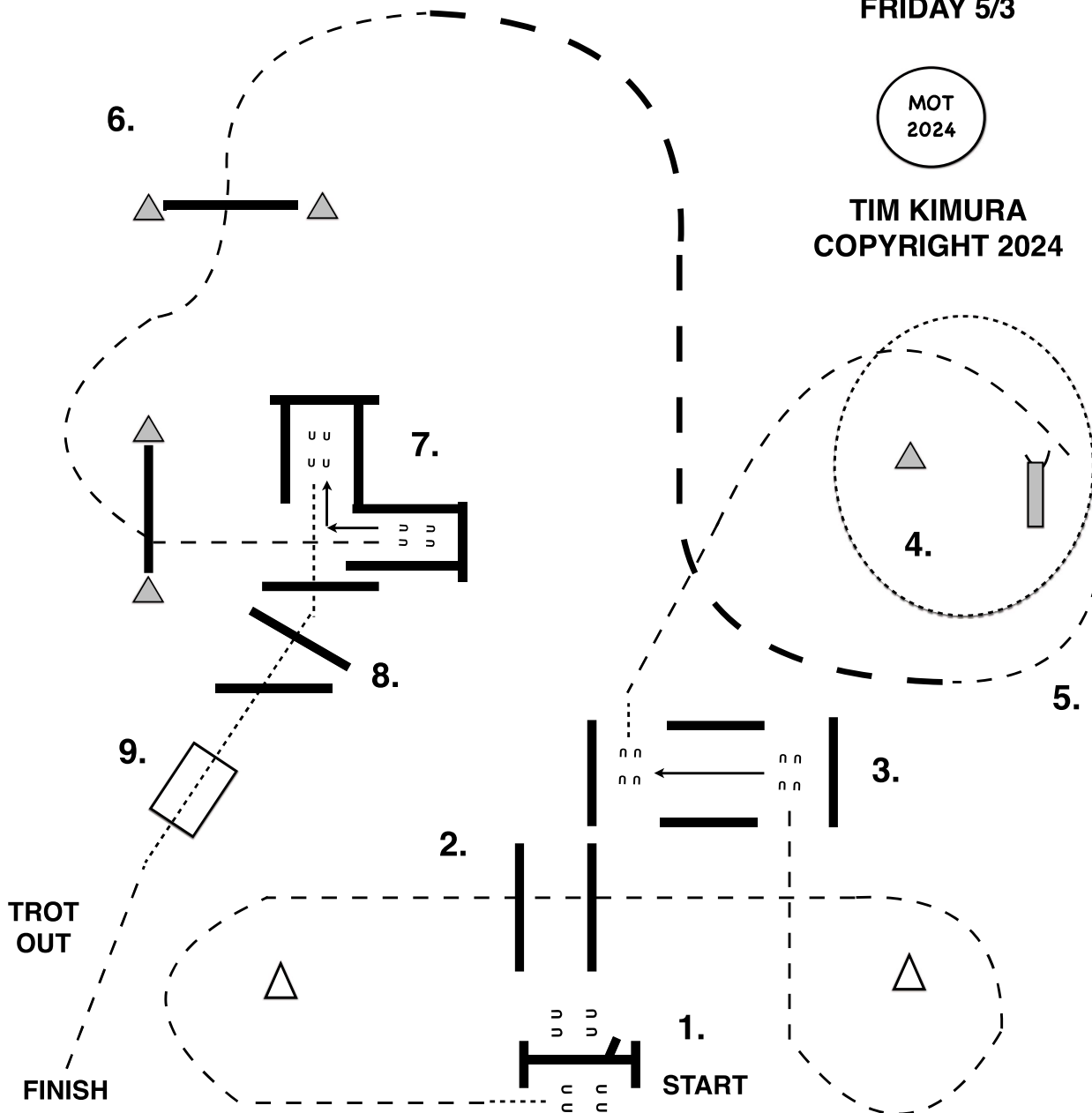
**2024 HEART
OF THE ROCKIES
CIRCUIT**

**CLASS 2:
ALL BREED
WALK TROT TRAIL**

FRIDAY 5/3

MOT
2024

TIM KIMURA
COPYRIGHT 2024



1. WORK GATE RIGHT HAND.
2. WALK FORWARD, THEN TROT AROUND CONES, TROT OVER LOGS.
3. STOP BETWEEN LOGS AND SIDE PASS LEFT BETWEEN LOGS.
4. TROT TO HOOK. PICK UP OBJECT, WALK AROUND MARKER, RETURN OBJECT.
5. WALK FORWARD, THEN TROT A FEW STRIDES, THEN EXTEND THE TROT TO TOP OF THE ARENA AND COLLECT THE TROT.
6. TROT THROUGH SERPENTINE, TROT OVER LOGS.
7. TROT INTO CHUTE, BACK BETWEEN LOGS.
8. WALK OUT CHUTE, WALK OVER LOGS.
9. WALK OVER BRIDGE. TROT OUT TO EXIT.

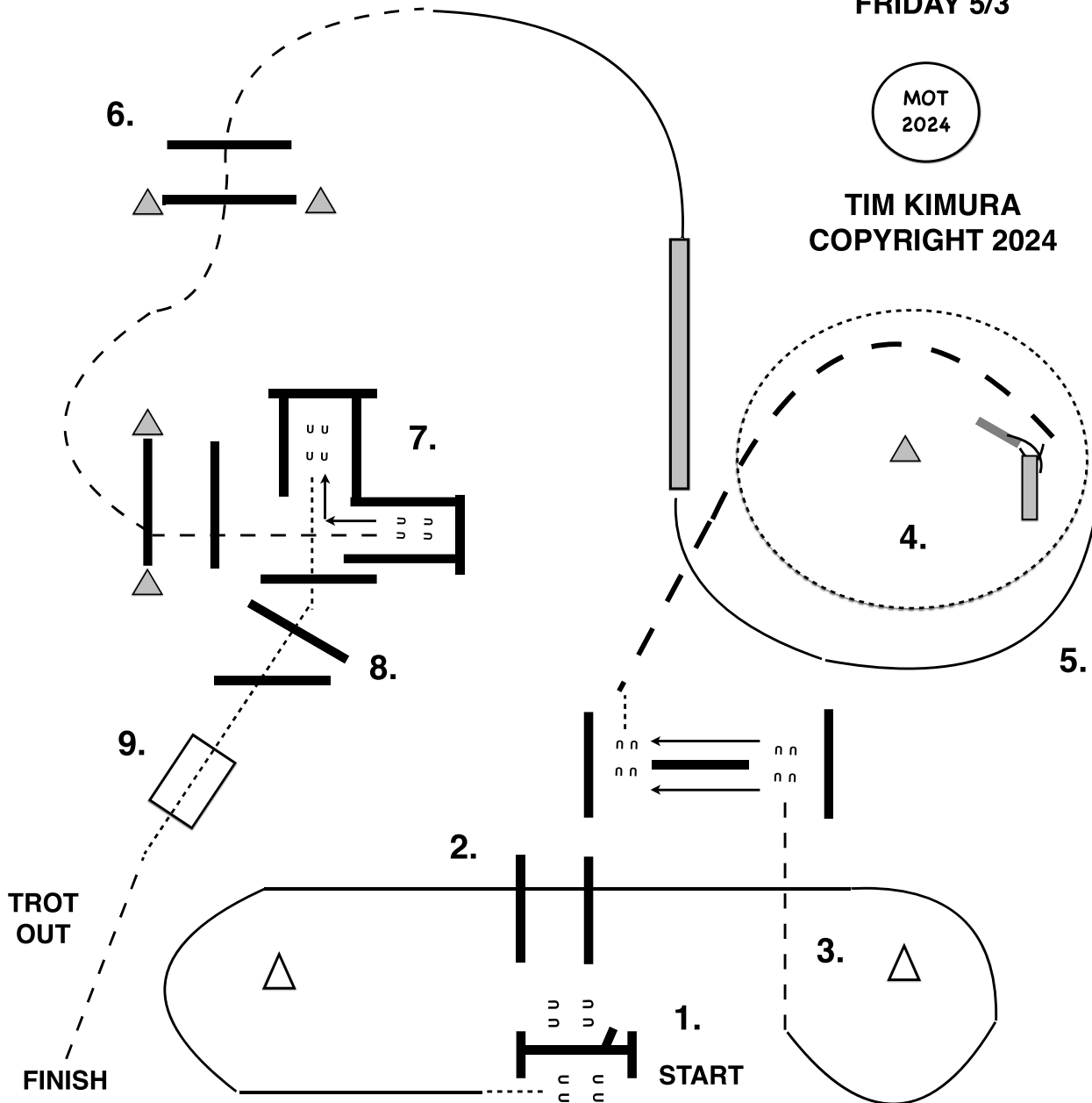
**2024 HEART
OF THE ROCKIES
CIRCUIT**

**CLASSES (1, 3-11) AB OPEN RANCH TRAIL,
AQHA OPEN, YOUTH, AND AMATEUR RANCH TRAIL
APHA OPEN, YOUTH, AMATEUR
APHA SPB OPEN, YOUTH, AMATEUR**

FRIDAY 5/3



**TIM KIMURA
COPYRIGHT 2024**

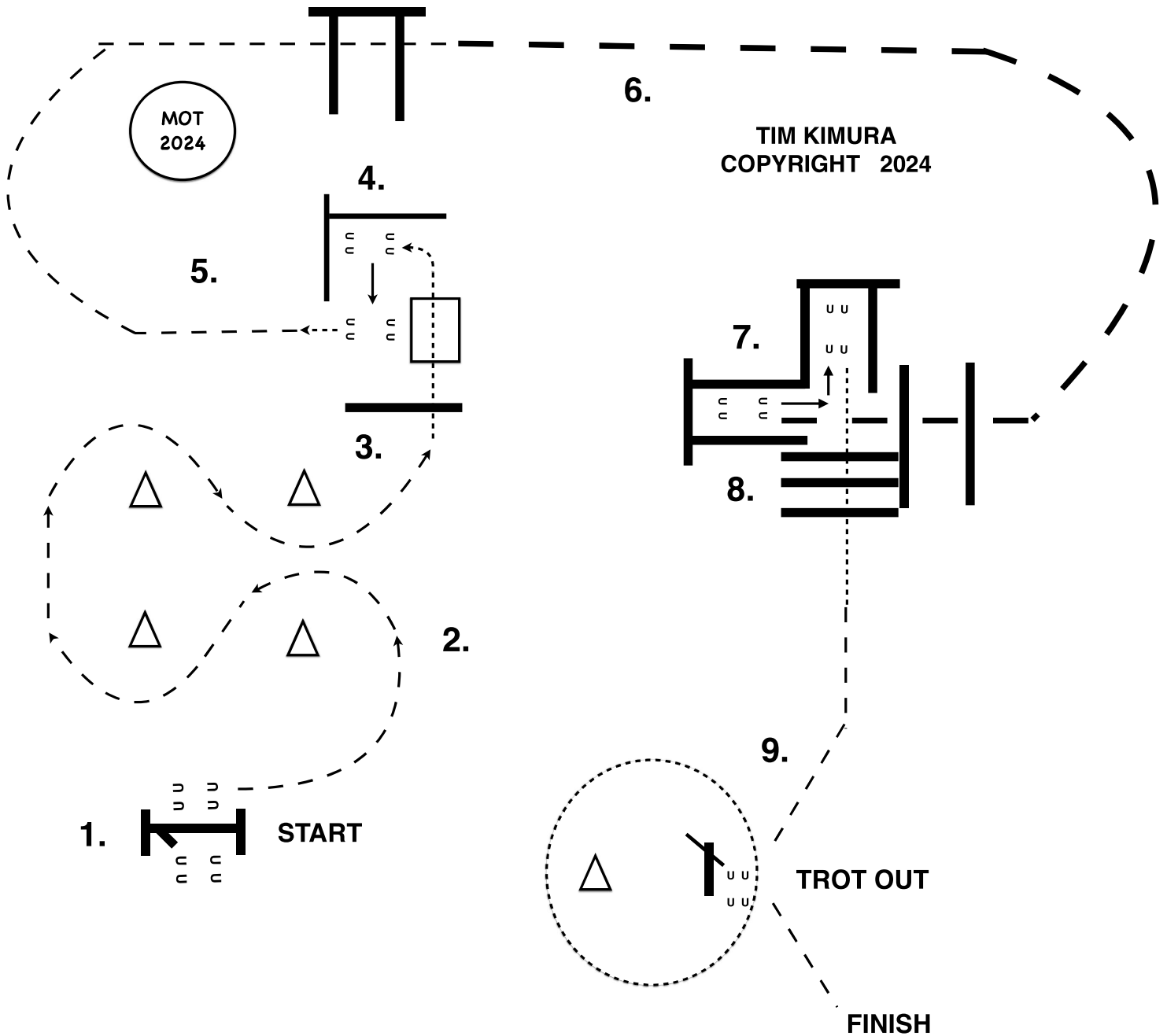


1. WORK GATE RIGHT HAND.
2. WALK FORWARD, THEN LOPE AROUND CONES, LOPE OVER LOGS RIGHT LEAD.
3. BREAK TO THE TROT, STOP AND SIDE PASS LEFT OVER LOG.
4. EXTEND THE TROT TO DRAG. DRAG LOG WALK OR TROT AROUND MARKER. YOUTH TRAIL, PICK UP OBJECT, TROT AROUND MARKER, RETURN OBJECT.
5. LOPE RIGHT LEAD, THEN CHANGE LEADS SIMPLE OR FLYING.
6. BREAK TO THE TROT, TROT OVER LOGS, TROT THROUGH SERPENTINE.
7. TROT INTO CHUTE, BACK BETWEEN LOGS.
8. WALK OUT CHUTE, WALK OVER LOGS.
9. WALK OVER BRIDGE. TROT OUT TO EXIT.

**2024 HEART
OF THE ROCKIES
CIRCUIT**

**CLASS 2:
ALL BREED
WALK TROT TRAIL**

WEDNESDAY MAY 1

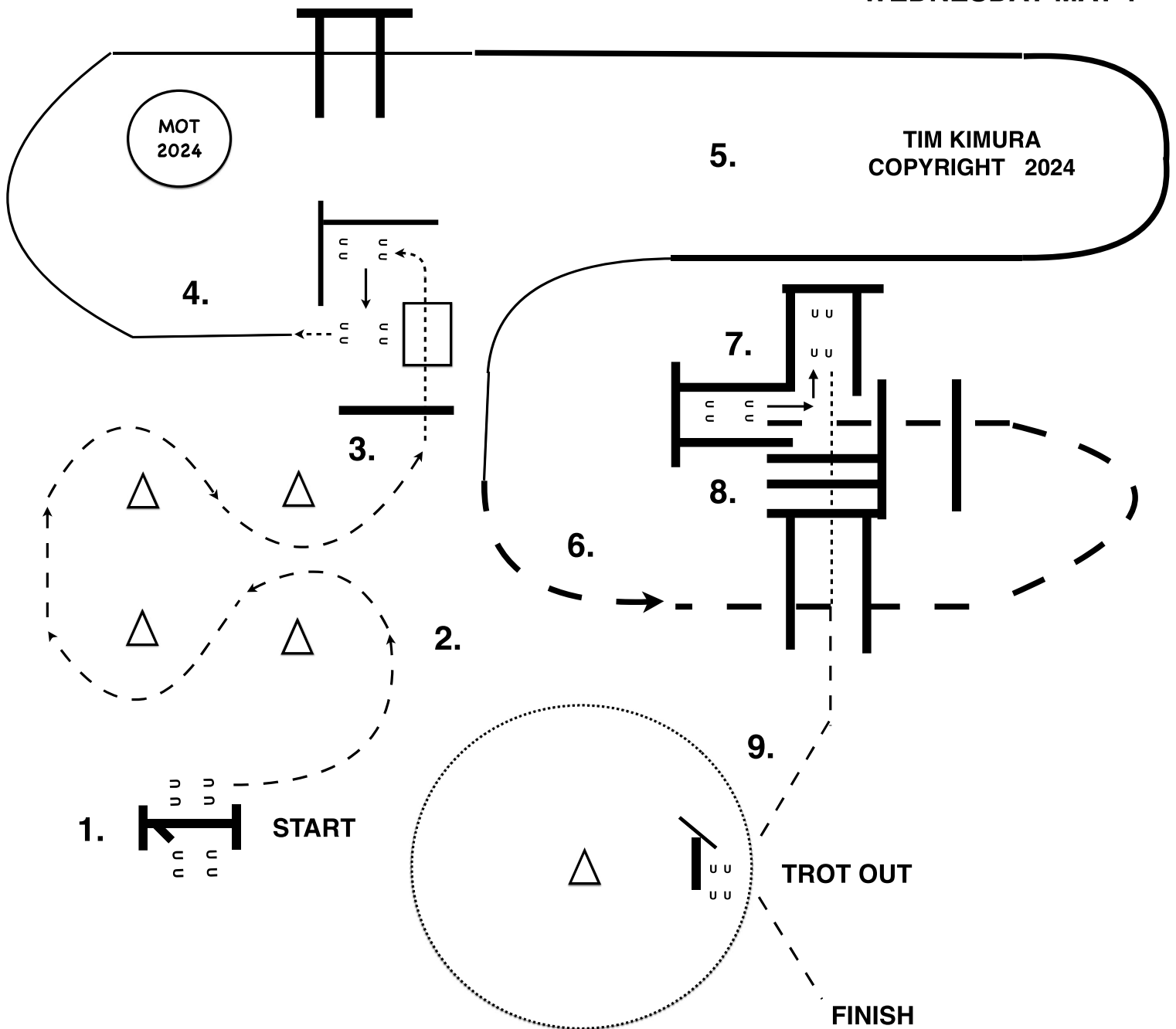


1. START AT GATE, WORK GATE RIGHT HAND.
2. TROT THROUGH SERPENTINE, TROT AROUND MARKERS.
3. BREAK TO THE WALK, WALK OVER LOG AND WALK OVER BRIDGE, TURN LEFT.
4. SIDE PASS LEFT IN GAP.
5. WALK FORWARD, THEN TROT AROUND CORNER AND TROT OVER LOGS.
6. EXTEND THE TROT, TROT AROUND TURN AND TROT OVER LOGS INTO CHUTE.
7. TROT INTO CHUTE AND STOP. BACK BETWEEN LOGS, BACK AROUND CORNER.
8. WALK OUT CHUTE, WALK OVER LOGS.
9. TROT UP TO DRAG, PICK UP OBJECT, WALK AROUND CONE, RETURN OBJECT. TROT OUT TO EXIT...

**2024 HEART
OF THE ROCKIES
CIRCUIT**

**CLASSES (1, 3-11) AB OPEN RANCH TRAIL,
AQHA OPEN, YOUTH, AND AMATEUR RANCH TRAIL
APHA OPEN, YOUTH, AMATEUR
APHA SPB OPEN, YOUTH, AMATEUR**

WEDNESDAY MAY 1



**TIM KIMURA
COPYRIGHT 2024**

1. START AT GATE, WORK GATE RIGHT HAND.
2. TROT THROUGH SERPENTINE, TROT AROUND MARKERS.
3. BREAK TO THE WALK, WALK OVER LOG & BRIDGE, TURN LEFT, SIDE PASS LEFT IN GAP.
4. WALK FORWARD, THEN LOPE AROUND CORNER AND LOPE OVER LOGS (RIGHT LEAD).
5. EXTEND THE LOPE, LOPE AROUND TURN THEN CHANGE LEADS, (SIMPLE OR FLYING). AFTER LEAD CHANGE COLLECT THE LOPE, LOPE AROUND NEXT TURN.
6. BREAK TO THE TROT AND TROT OVER LOGS, TROT INTO CHUTE AND STOP.
7. BACK BETWEEN LOGS, BACK AROUND CORNER.
8. WALK OUT CHUTE, WALK OVER LOGS.
9. TROT UP TO DRAG, WORK DRAG. TROT OUT TO EXIT...
YOUTH PICK UP OBJECT, TROT AROUND CONE, RETURN OBJECT. TROT OUT TO EXIT...

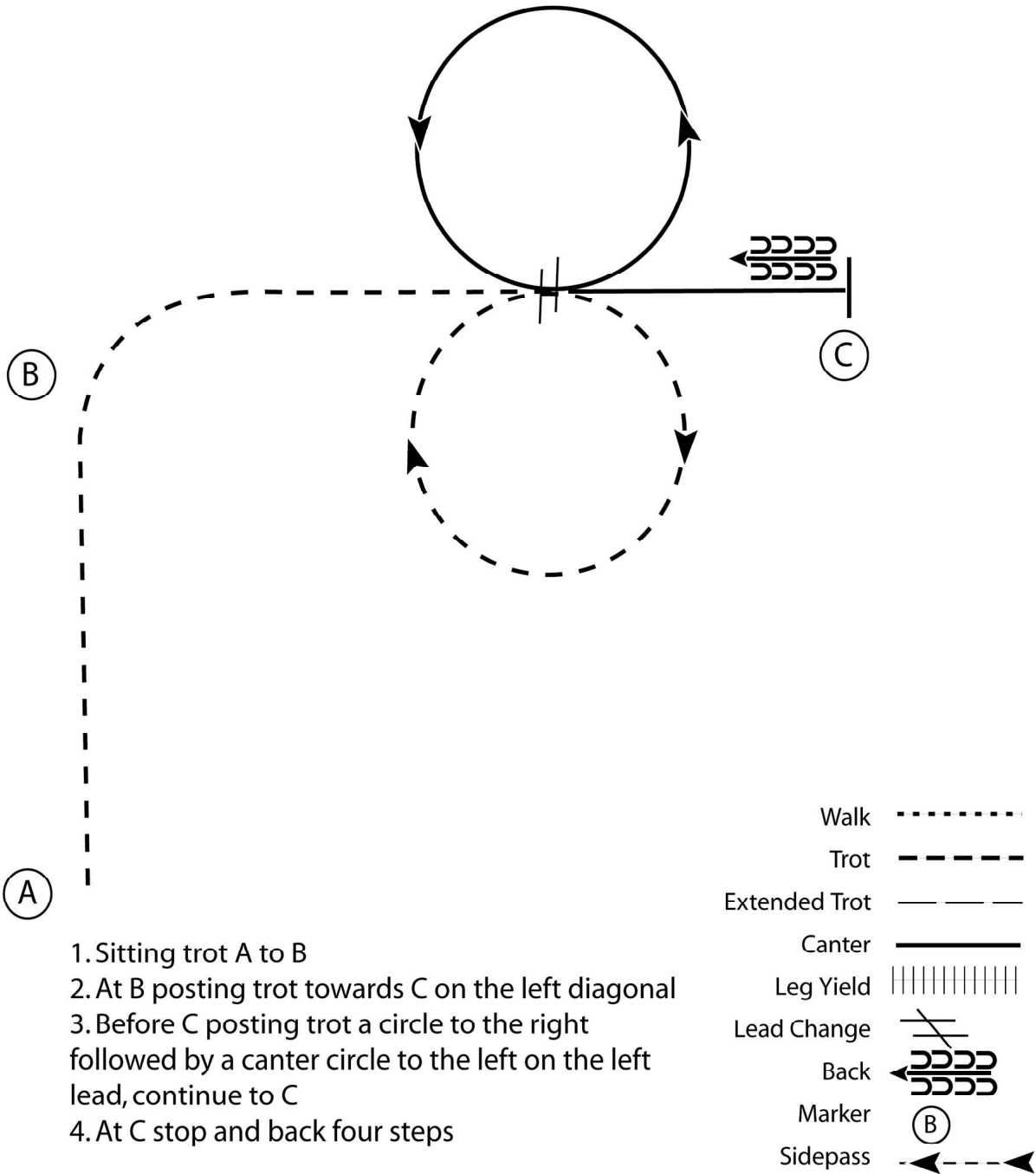
Heart of the Rockies

Hunt Seat Equitation 5/2 (Level 1, Rookie, Novice, All Breed)

Show Date: 05-01-2024

w w w . H o r s e S h o w P a t t e r n s . c o m

w w w . H o r s e S h o w P a t t e r n s . c o m



[HSE/1-10]

Pattern Provided by:
EZ Horseshows

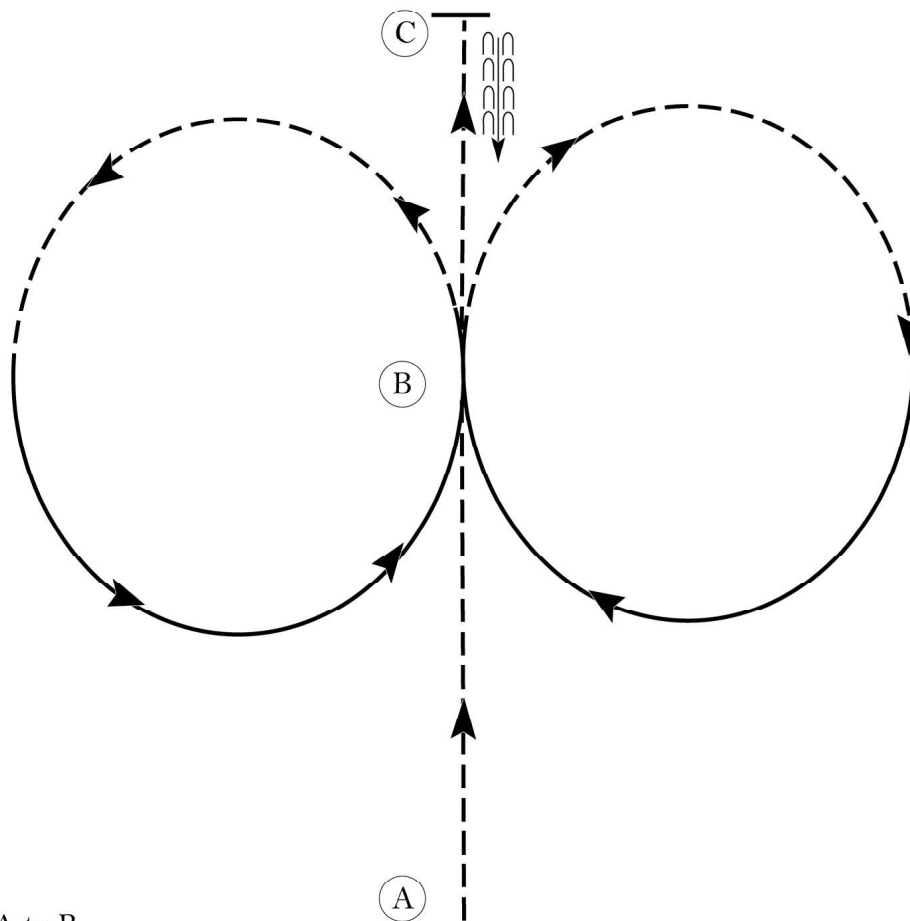
Heart of the Rockies

Hunt Seat Equitation 5/2 (Youth, Amateur, Select)

Show Date: 05-01-2024

www.HorseShowPatterns.com

www.HorseShowPatterns.com



1. Sitting trot A to B
2. At B posting trot on the left diagonal in a half circle.
3. Canter on the right lead back to B.
4. Posting trot on the right diagonal in a half circle.
5. Canter on the left lead back to B.
6. Sitting trot to C.
7. Stop at C and back approximately one horse length.

Exit at a sitting trot.

Walk	-----
Trot	- - - - -
Extended Trot	— — — — —
Canter	— / — / — /
Leg Yield	
Lead Change	— / — /
Back	← ← ← ← ←
Marker	(B)
Sidepass	← - - - - ←
Hand Gallop	— — — — —

[HSE/2-21]

Pattern Provided by:
EZ Horseshows

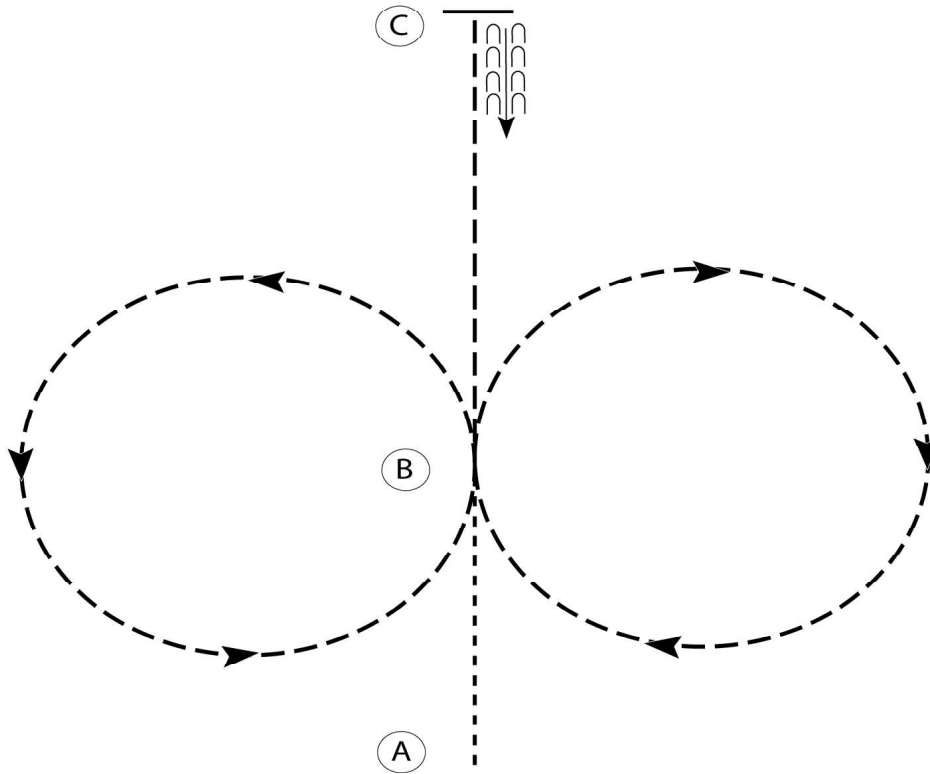
Heart of the Rockies

Hunt Seat Equitation 5/2 (Walk Trot)

Show Date: 05-01-2024

w w w . H o r s e S h o w P a t t e r n s . c o m

w w w . H o r s e S h o w P a t t e r n s . c o m



1. Walk A to B.
2. At B posting trot a circle to the right on the proper diagonal.
3. At B posting trot a circle to the left on the proper diagonal.
4. At B sitting trot to C.
5. At C stop and back approximately one horse length.

Walk	-----
Trot	- - - - -
Extended Trot	— — — — —
Canter	—————
Leg Yield	
Lead Change	↘ ↙
Back	← ← ← ← ←
Marker	⊙ B
Sidepass	← — — — — →
Hand Gallop	— — — — —

[HSE/WT-5]

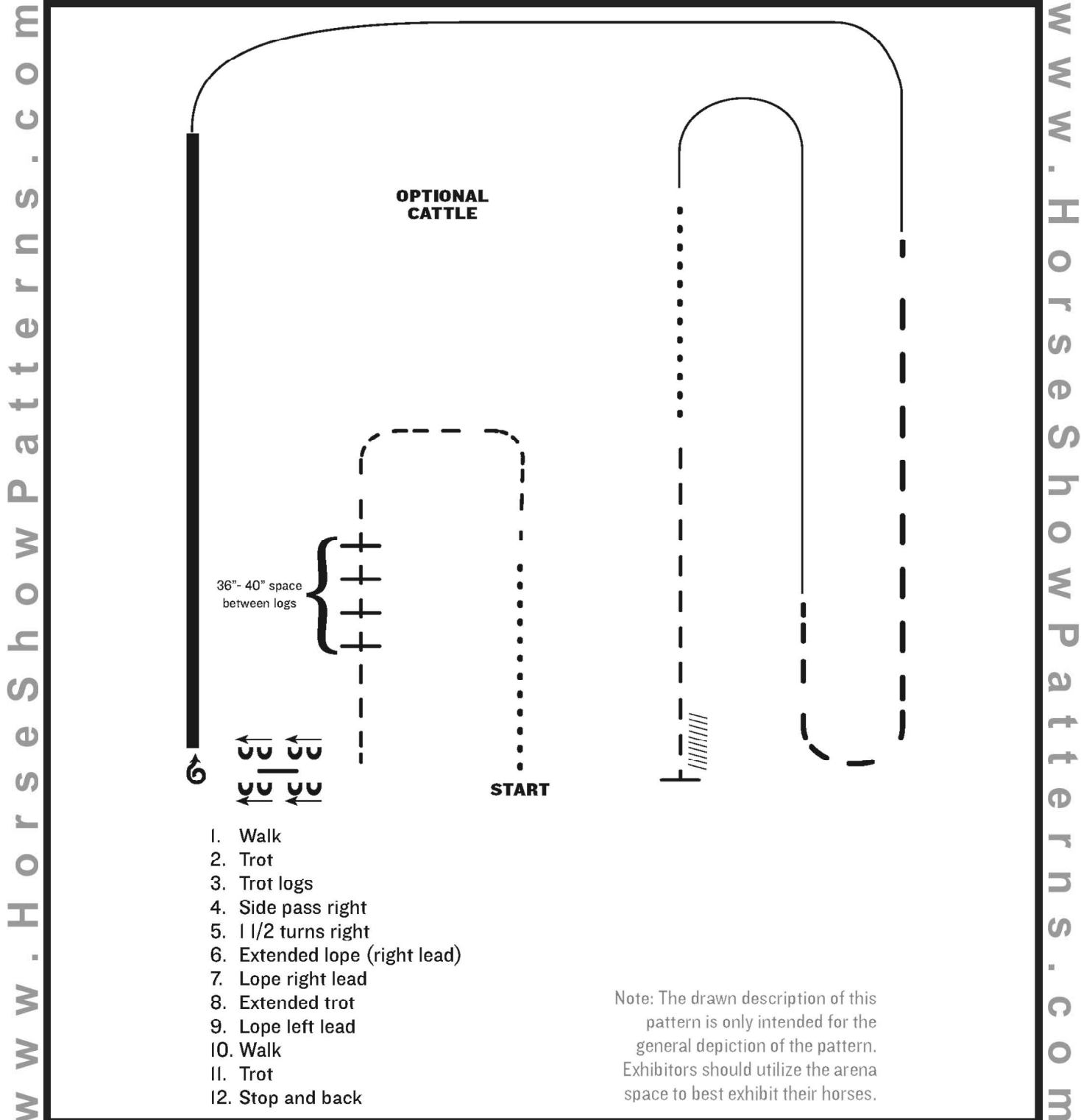
Pattern Provided by:

EZ Horseshows

Heart of the Rockies

Ranch Riding 5/1 (Ranch Riding ALL)

Show Date: 05-01-2024



1. Walk
2. Trot
3. Trot logs
4. Side pass right
5. 1 1/2 turns right
6. Extended lope (right lead)
7. Lope right lead
8. Extended trot
9. Lope left lead
10. Walk
11. Trot
12. Stop and back

Note: The drawn description of this pattern is only intended for the general depiction of the pattern. Exhibitors should utilize the arena space to best exhibit their horses.

[RR/AQHA-12]

Pattern Provided by:

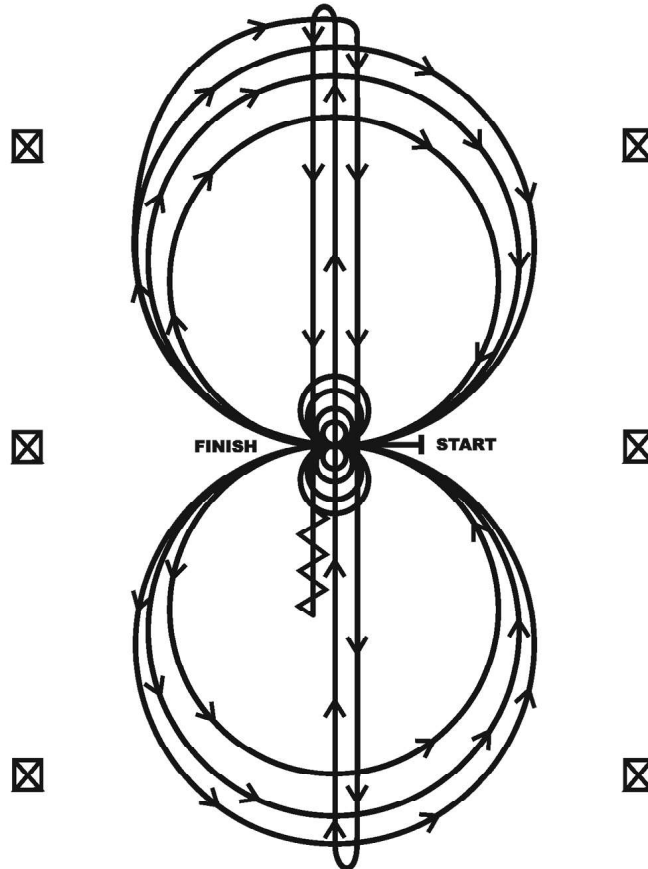
EZ Horseshows

Heart of the Rockies

Reining 5/1 (AQHA Reining ALL)

Show Date: 05-01-2024

REINING PATTERN 2



Horses may walk or jog to the center of arena. Horses must walk or stop prior to starting pattern. Beginning at the center of the arena facing the left wall or fence.

1. Beginning on the right lead, complete three circles to the right: the first circle small and slow; the next two circles large and fast. Change leads at the center of the arena.
2. Complete three circles to the left: the first circle small and slow; the next two circles large and fast. Change leads at the center of the arena.
3. Continue around previous circle to the right. At the top of the circle, run down the middle to the far end of the arena past the end marker and do a right rollback—no hesitation.
4. Run up the middle to the opposite end of the arena past the end marker and do a left rollback—no hesitation.
5. Run past the center marker and do a sliding stop. Back up to the center of the arena or at least ten feet (three meters). Hesitate.
6. Complete four spins to the right. Hesitate.
7. Complete four spins to the left. Hesitate to demonstrate the completion of the pattern.

[R/AQHAP-2]

Pattern Provided by:

EZ Horseshows

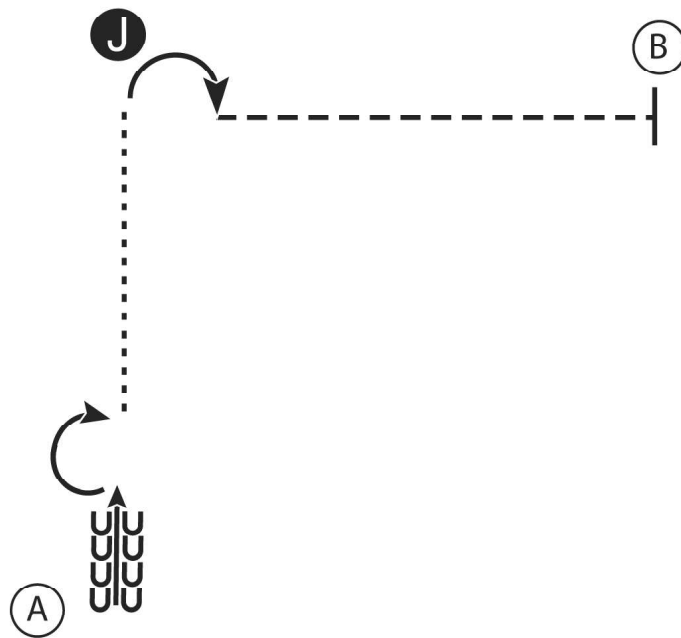
Heart of the Rockies

Showmanship 5/3 (Level 1, Rookie, Novice, All Breed)

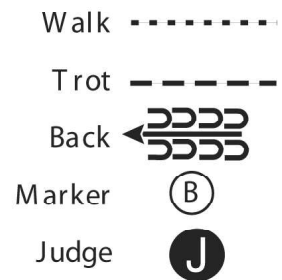
Show Date: 05-01-2024

w w w . H o r s e S h o w P a t t e r n s . c o m

w w w . H o r s e S h o w P a t t e r n s . c o m



1. Back 4 steps at A
2. Perform a 180 degree turn
3. Walk to the judge and set up for inspection
4. When dismissed perform a 90 degree turn and trot to B
5. Stop at B



[S/1-2]

Pattern Provided by:
EZ Horseshows


Heart of the Rockies

Showmanship 5/3 (Youth, Amateur, Select)

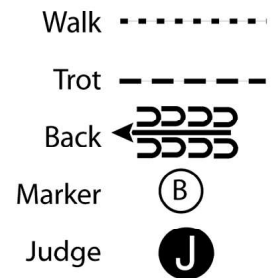
Show Date: 05-01-2024

w w w . H o r s e S h o w P a t t e r n s . c o m

w w w . H o r s e S h o w P a t t e r n s . c o m



1. Trot to B.
2. Stop at B.
3. Back around B.
4. Perform a 90 degree turn.
5. Walk to judge and set up for inspection.
6. When dismissed walk to line-up.



[S/2-5]

Pattern Provided by:
EZ Horseshows

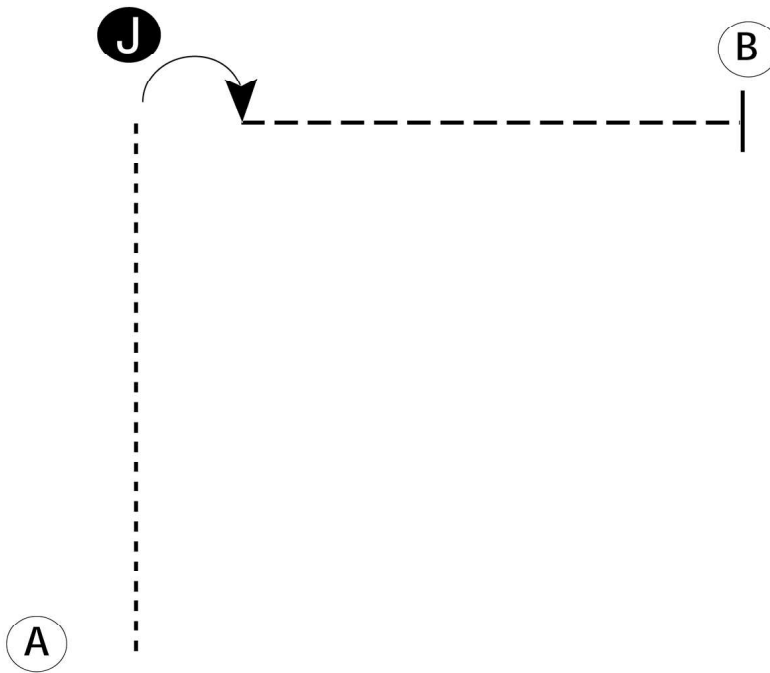
Heart of the Rockies

Showmanship 5/3 (Walk Trot)

Show Date: 05-01-2024

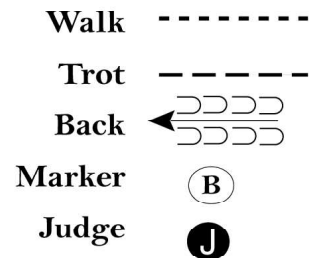
w w w . H o r s e S h o w P a t t e r n s . c o m

w w w . H o r s e S h o w P a t t e r n s . c o m



Be ready at A.

1. Walk from A to Judge.
2. Stop and set up for inspection.
3. When dismissed, perform a 90 degree turn.
4. Trot away from judge to B.
5. Stop at B.
6. Follow the instructions of your ring steward.



[S/WT-7]

Pattern Provided by:

EZ Horseshows

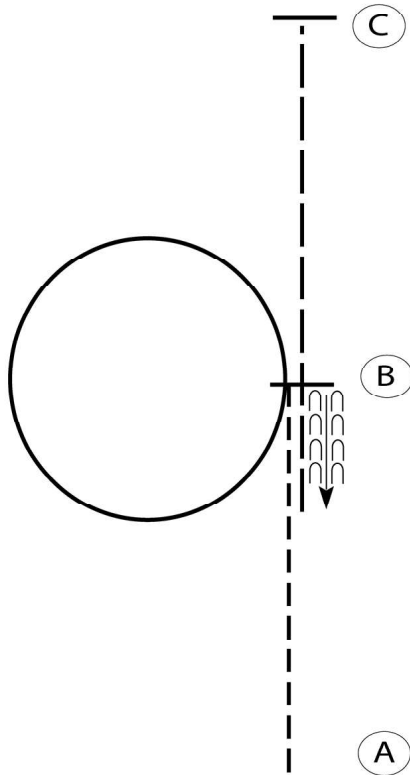
Heart of the Rockies

Western Horsemanship 5/2 (Level 1, Rookie, Novice, All Breed)

Show Date: 05-01-2024

www.HorseShowPatterns.com

www.HorseShowPatterns.com



Be ready at A.

1. Jog from A to B.
2. Lope a circle to the left on the left lead.
3. Stop at B.
4. Back one horse length at B.
5. Extend the jog to C.
6. Stop at C.

Follow the instructions of your ring steward.

Walk	-----
Jog	-----
Extended Jog	-----
Lope	—————
Leg Yield	
Lead Change	—/—
Back	←○○○○ ○○○○
Marker	⊙
Sidepass	←-----→

[WH/1-18]

Pattern Provided by:

EZ Horseshows

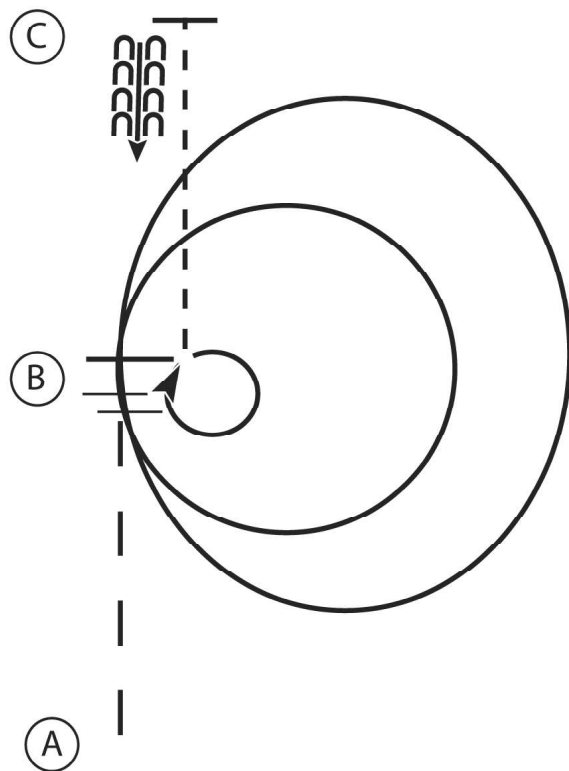
Heart of the Rockies

Western Horsemanship 5/2 (Youth, Amateur, Select)

Show Date: 05-01-2024

w w w . H o r s e S h o w P a t t e r n s . c o m

w w w . H o r s e S h o w P a t t e r n s . c o m



1. Extend the jog A to B
2. At B lope a circle to the right on the left lead
3. At B change leads and continue with speed in a circle to the right
4. Stop at B and perform a 360 to the right
5. Jog B to C
6. Stop at C and back 4 steps

Walk
Jog	-----
Extended Jog	-----
Lope	—————
Leg Yield	
Lead Change	↙ ↘
Back	← C C C C
Marker	Ⓚ
Sidepass	← - - - ←

[WH/3-14]

Pattern Provided by:
EZ Horseshows

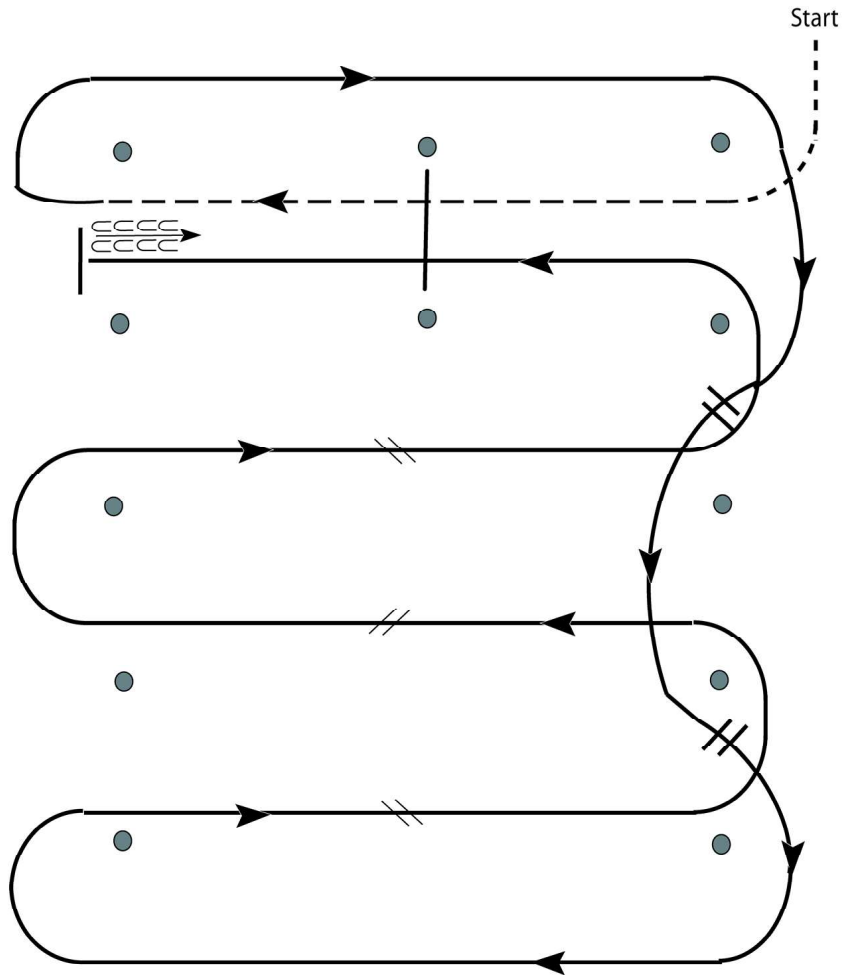
Heart of the Rockies

Western Riding 5/2 (AQHA Level 1, Rookie, All Breed)

Show Date: 05-01-2024

w w w . H o r s e S h o w P a t t e r n s . c o m

w w w . H o r s e S h o w P a t t e r n s . c o m



1. Walk, transition to jog, jog over log.
2. Transition to right lead and lope around end.
3. First line change.
4. Second line change. Lope around end of arena.
5. First crossing change.
6. Second crossing change.
7. Third crossing change.
8. Lope over log.
9. Lope, stop and back.

[WR/GP-4]

Pattern Provided by:

EZ Horseshows

Heart of the Rockies

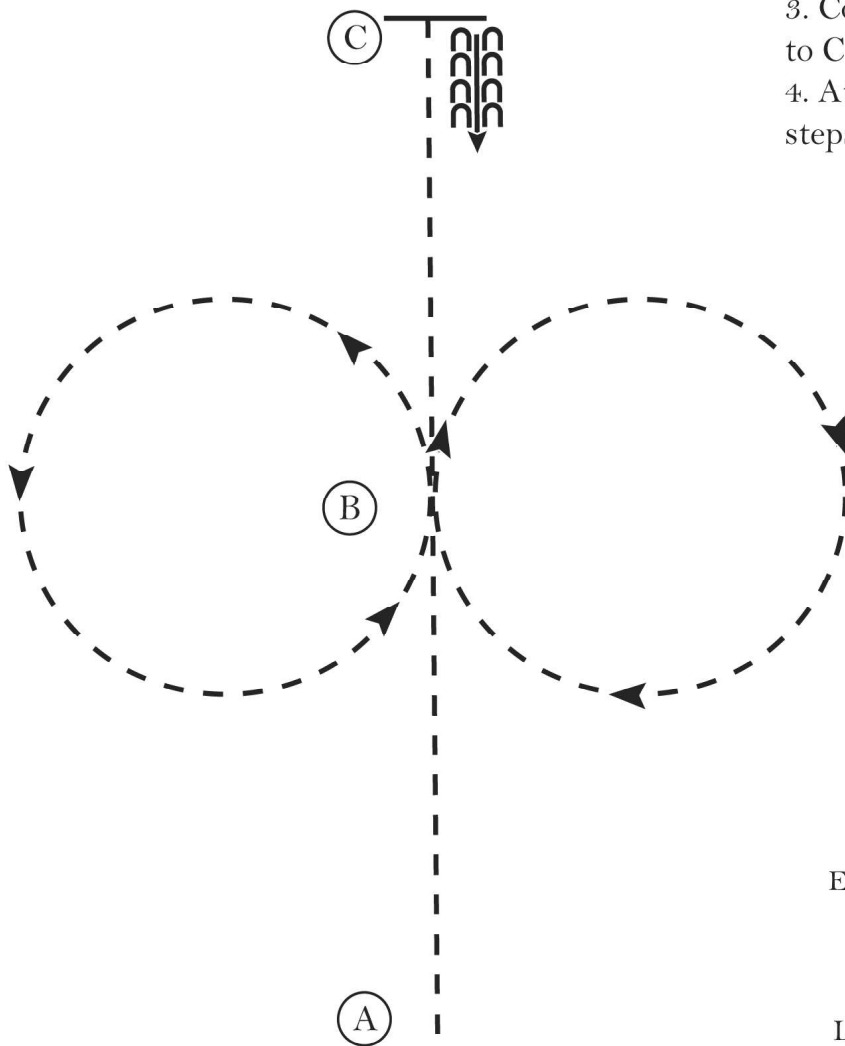
Western Horsemanship 5/2 (Walk Trot)

Show Date: 05-01-2024

w w w . H o r s e S h o w P a t t e r n s . c o m

w w w . H o r s e S h o w P a t t e r n s . c o m

1. Jog A to B
2. At B perform a figure eight, beginning to the right
3. Continue the jog from B to C
4. At C stop and back 4 steps



Walk
Jog	-----
Extended Jog	-----
Lope	————
Leg Yield	
Lead Change	↘
Back	← U U U U
Marker	Ⓚ
Sidepass	← - - - ←

[WH/WT-5]

Pattern Provided by:

EZ Horseshows

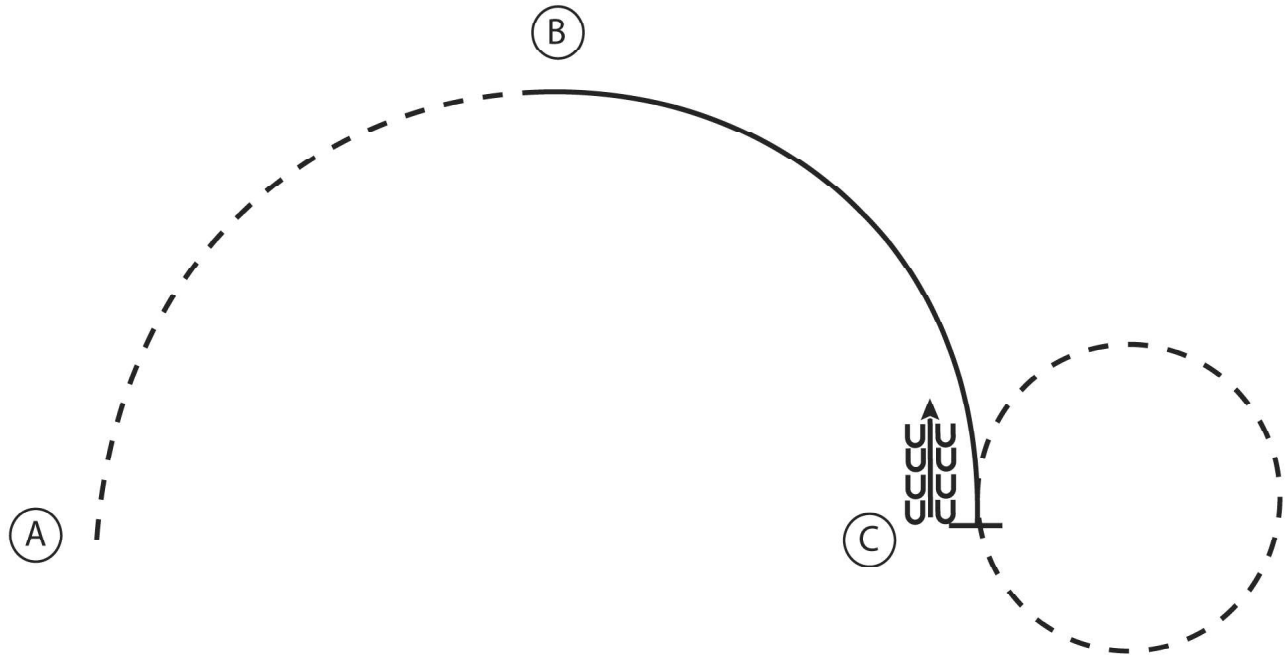
Heart of the Rockies

Hunt Seat Equitation 5/5 (Level 1, Rookie, Novice, All Breed)

Show Date: 05-04-2024

w w w . H o r s e S h o w P a t t e r n s . c o m

w w w . H o r s e S h o w P a t t e r n s . c o m



1. Posting trot on the left diagonal A to B
2. At B canter on the right lead to C
3. At C posting trot a circle to the left on the right diagonal
4. At C stop and back 4 steps

Walk
Trot	- - - - -
Extended Trot	— — — — —
Canter	—————
Leg Yield	
Lead Change	↘
Back	←←←←←
Marker	⊙
Sidepass	←←←←←

[HSE/1-17]

Pattern Provided by:
EZ Horseshows

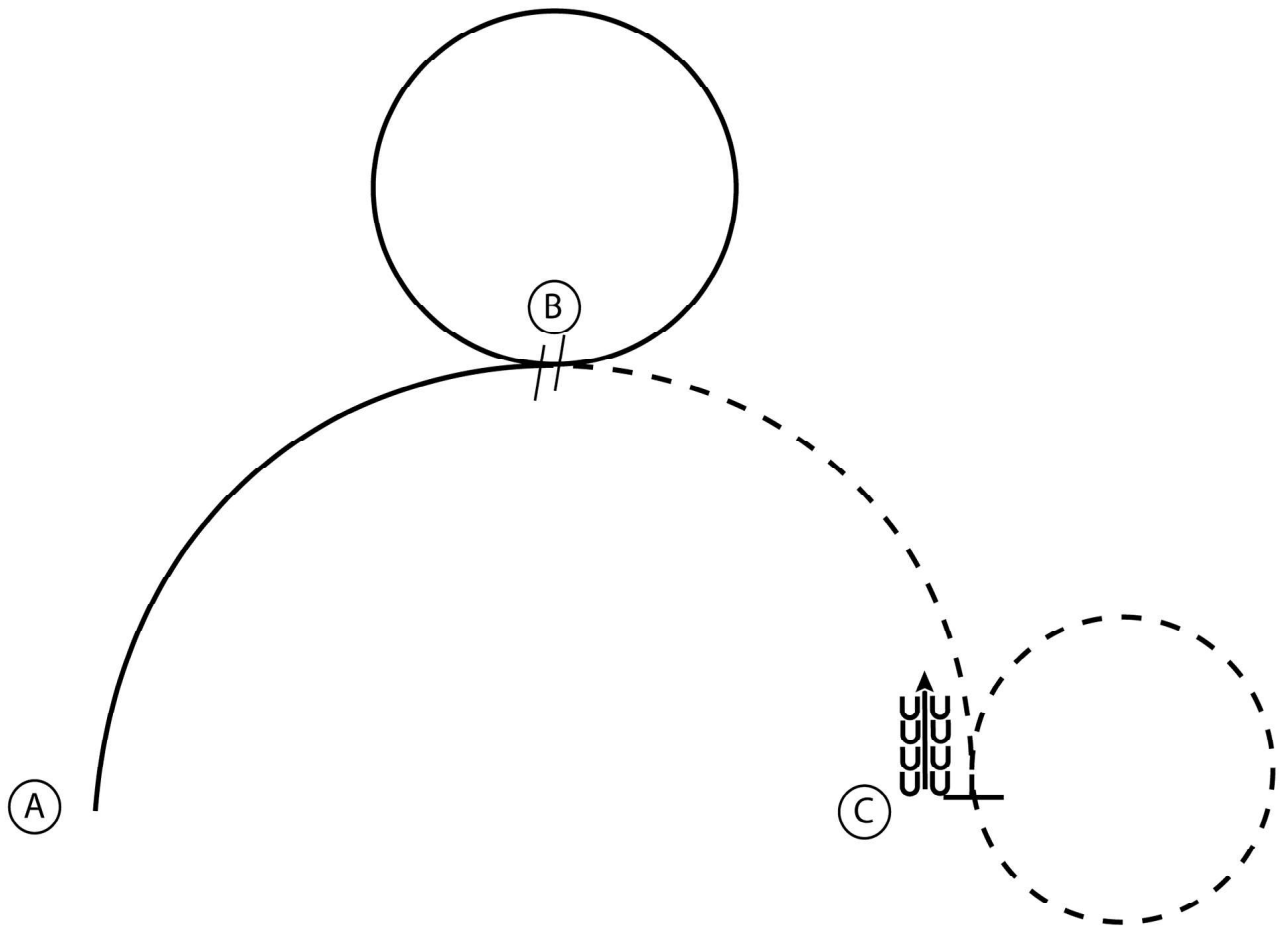
Heart of the Rockies

Hunt Seat Equitation 5/5 (Youth, Amateur, Select)

Show Date: 05-04-2024

www.HorseShowPatterns.com

www.HorseShowPatterns.com



1. Canter on the left lead A to B
2. At B perform a lead change and canter a circle to the left
3. At B posting trot on the left diagonal to C
4. At C posting trot a circle to the left on the right diagonal
5. At C stop and back 4 steps

Walk
Trot	-----
Extended Trot	-----
Canter	—————
Leg Yield	
Lead Change	↙
Back	←←←←
Marker	Ⓚ
Sidepass	←-----→

[HSE/3-19]

Pattern Provided by:

EZ Horseshows

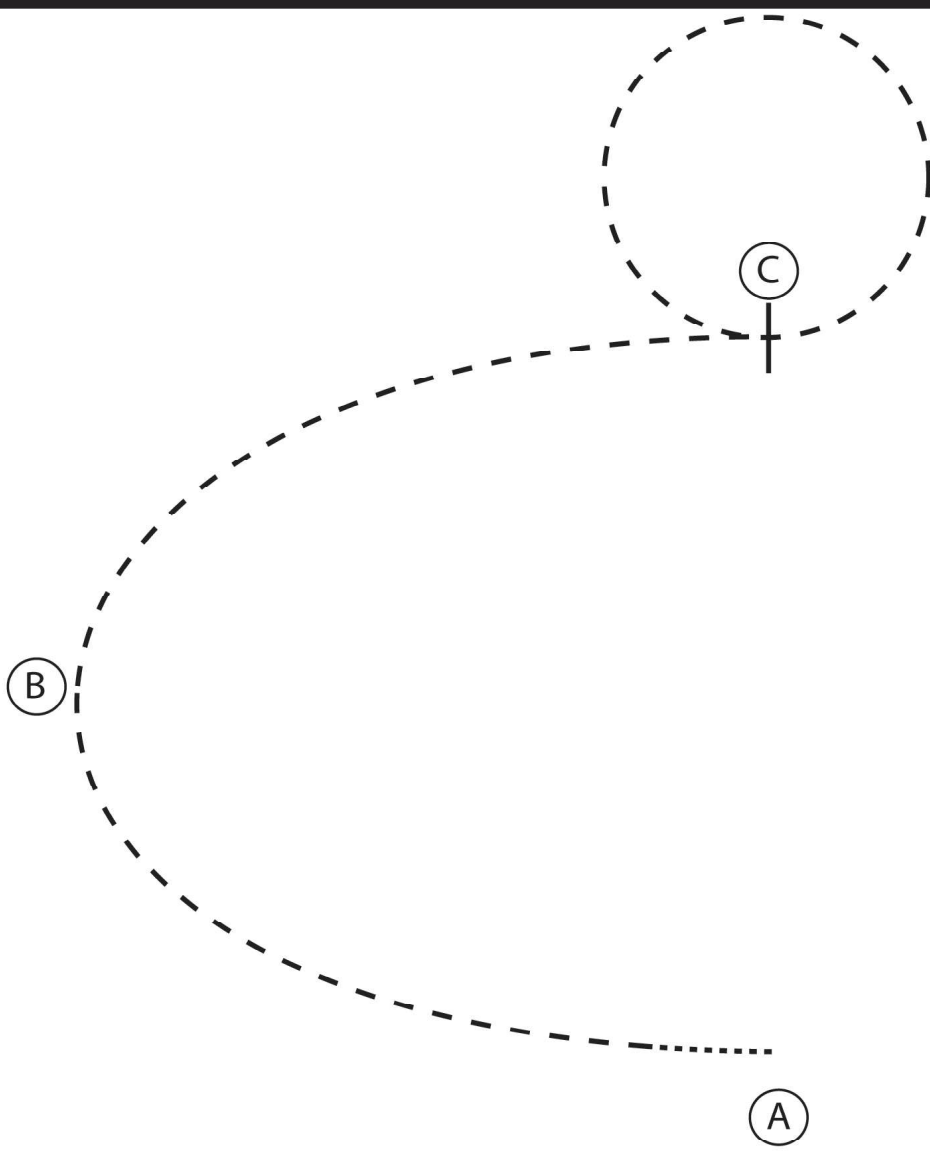
Heart of the Rockies

Hunt Seat Equitation 5/5 (Walk Trot)

Show Date: 05-04-2024

w w w . H o r s e S h o w P a t t e r n s . c o m

w w w . H o r s e S h o w P a t t e r n s . c o m



1. Walk 3 strides at A then posting trot on the right diagonal to B
2. At B change diagonals and continue to C
3. At C sitting trot a circle to the left
4. Stop at C

Walk
Trot	-----
Extended Trot	-----
Canter	—————
Leg Yield	
Lead Change	↙
Back	←←←←
Marker	⊙ (B)
Sidepass	←←←←

[HSE/WT-10]

Pattern Provided by:

EZ Horseshows

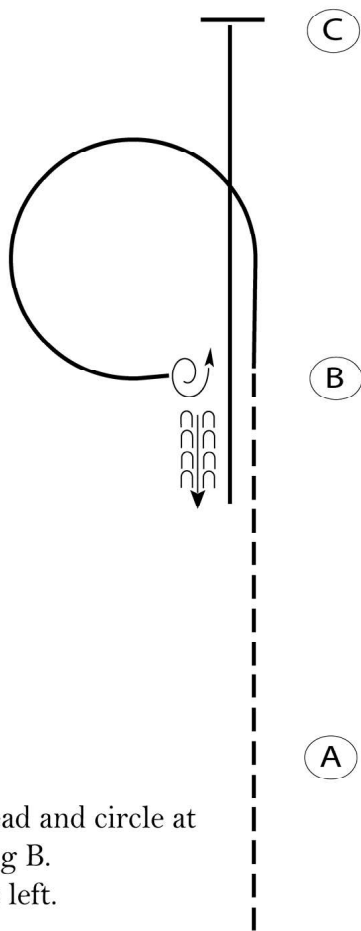
Heart of the Rockies

Western Horsemanship 5/4 (Level 1, Rookie, Novice, All Breed)

Show Date: 05-04-2024

w w w . H o r s e S h o w P a t t e r n s . c o m

w w w . H o r s e S h o w P a t t e r n s . c o m



Begin before A at a jog.

1. Jog from A to B.
2. At B, lope on the left lead and circle at B as shown. Stop facing B.
3. Turn 1 1/4 turn to the left.
4. Back one horse length.
5. Lope on the right lead to C. Stop at C.

Follow the instructions of your ring steward.

Walk	-----
Jog	-----
Extended Jog	-----
Lope	-----
Leg Yield	
Lead Change	-----
Back	←←←←←
Marker	(B)
Sidepass	←-----→

[WH/2-17]

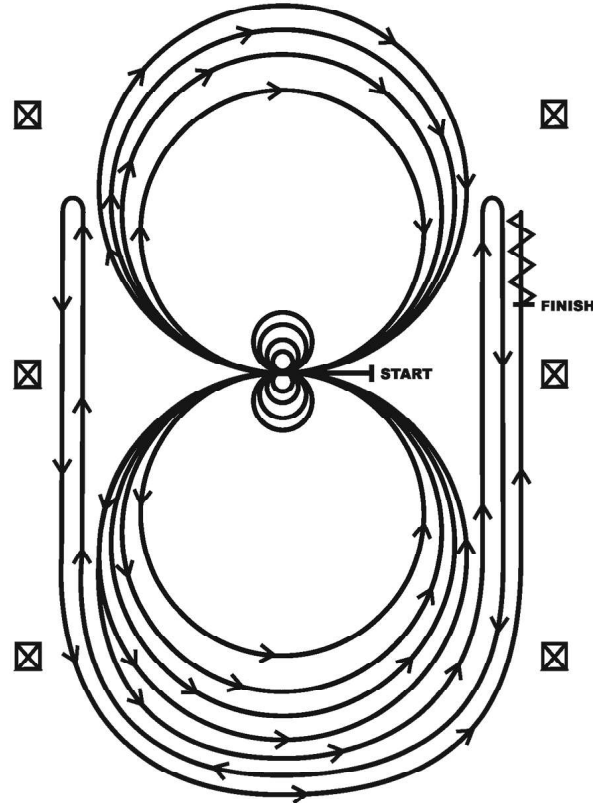
Pattern Provided by:
EZ Horseshows

Heart of the Rockies

Reining 5/4 (AQHA, All Breed)

Show Date: 05-04-2024

REINING PATTERN 5



Horses may walk or jog to the center of arena. Horses must walk or stop prior to starting pattern. Beginning at the center of the arena facing the left wall or fence.

1. Beginning on the left lead, complete three circles to the left: the first two circles large and fast; the third circle small and slow. Stop at the center of the arena. Hesitate.
2. Complete four spins to the left. Hesitate.
3. Beginning on the right lead, complete three circles to the right: the first two circles large and fast; the third circle small and slow. Stop at the center of the arena. Hesitate.
4. Complete four spins to the right. Hesitate.
5. Beginning on the left lead, run a large fast circle to the left, change leads at the center of the arena, run a large fast circle to the right, and change leads at the center of the arena. (Figure 8)
6. Continue around previous circle to the left but do not close this circle. Run up the right side of the arena past the center marker and do a right rollback at least twenty feet (six meters) from the wall or fence—no hesitation.
7. Continue around previous circle but do not close this circle. Run up the left side of the arena past the center marker and do a left rollback at least twenty feet (six meters) from the wall or fence—no hesitation.
8. Continue back around previous circle but do not close this circle. Run up the right side of the arena past the center marker and do a sliding stop at least twenty feet (six meters) from the wall or fence. Back up at least ten feet (three meters). Hesitate to demonstrate completion of the pattern.

[R/AQHAP-5]

Pattern Provided by:

EZ Horseshows

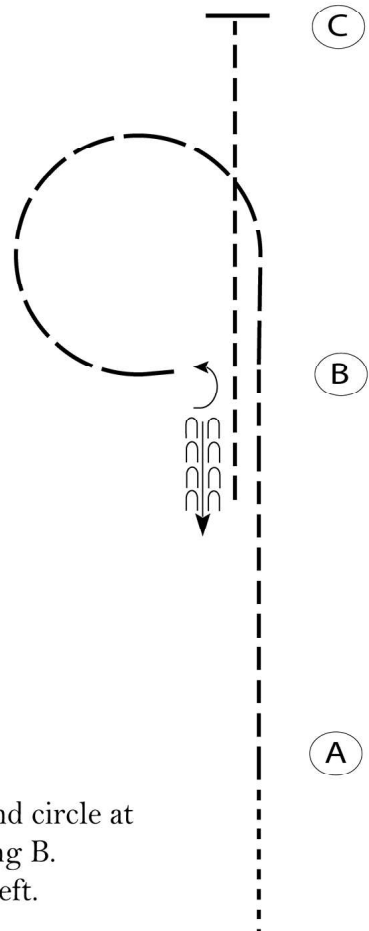
Heart of the Rockies

Western Horsemanship 5/4 (Walk Trot)

Show Date: 05-04-2024

w w w . H o r s e S h o w P a t t e r n s . c o m

w w w . H o r s e S h o w P a t t e r n s . c o m



- Begin before A at a walk.
1. Jog from A to B.
 2. At B, extend the jog and circle at B as shown. Stop facing B.
 3. Turn 1/4 turn to the left.
 4. Back one horse length.
 5. Jog to C. Stop at C.

Follow the instructions of your ring steward.

Walk	-----
Jog	- - - - -
Extended Jog	-----
Lope	—————
Leg Yield	
Lead Change	— / —
Back	← 3 3 3 3 3 3
Marker	⊙ B
Sidepass	←-----→

[WH/WT-17]

Pattern Provided by:
EZ Horseshows

Heart of the Rockies

Western Riding 5/4 (Level 1, All Breed)

Show Date: 05-04-2024

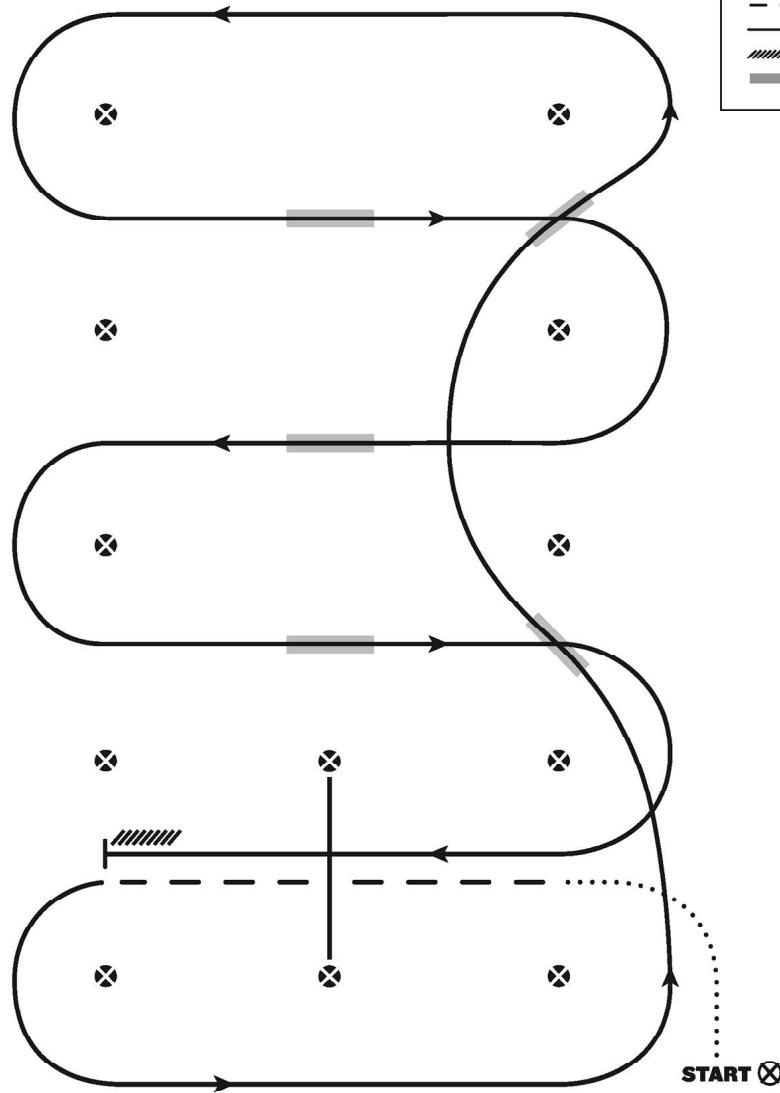
www.HorseShowPatterns.com

www.HorseShowPatterns.com

LEVEL I WESTERN RIDING PATTERN 9

LEGEND

- Walk
- - - - - Jog
- Lope
- /////// Back
- Lead Changing Area



1. Walk at least 15 feet from start cone to the first marker, as drawn, transition to jog, jog over log.
2. Transition to the lope left lead & lope around end
3. First line change
4. Second line change, lope around the end of arena
5. First crossing change
6. Second crossing change
7. Third crossing change
8. Lope over log
9. Lope, stop & back

Revised 06-07-2021

[WR/GP-9]

Pattern Provided by:
EZ Horseshows

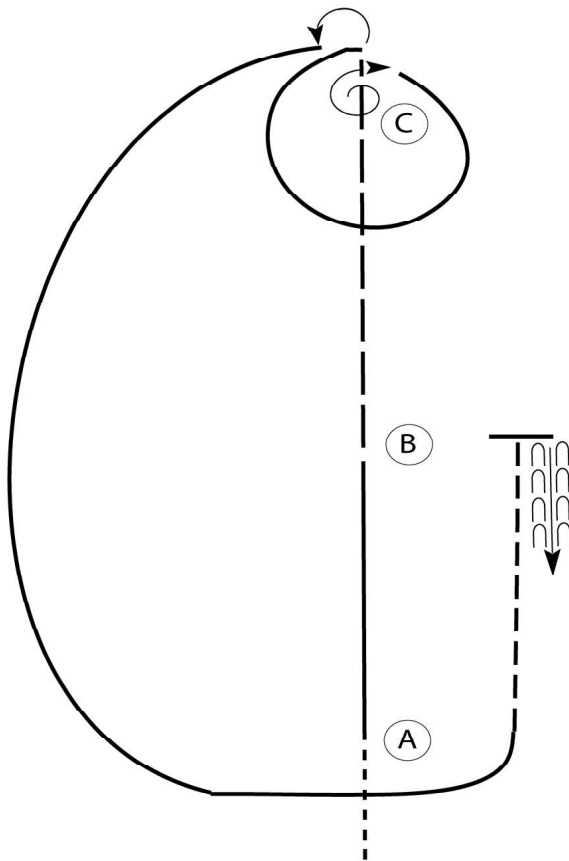
Heart of the Rockies

Western Horsemanship 5/4 (Youth, Amateur, Select)

Show Date: 05-04-2024

www.HorseShowPatterns.com

www.HorseShowPatterns.com



Be ready before A.

1. Walk to A.
2. At A, lope on the left lead to B.
3. At B, extend the jog to past C.
4. Stop and perform a 450 degree turn to the right.
5. Lope a circle around C on the right lead.
6. Stop at C and perform a 180 degree turn to the left.
7. Lope a large fast half circle to and around A .
8. At A, jog to B.
9. Stop at B and back 4 approximately one horse length.

Walk	-----
Jog	- - - - -
Extended Jog	— — — —
Lope	—————
Lead Change	
Back	
Marker	ⓑ

[WH/3-8]

Pattern Provided by:

EZ Horseshows

Heart of the Rockies

Western Riding 5/4 (Youth, Amateur, Select, Junior, Senior)

Show Date: 05-04-2024

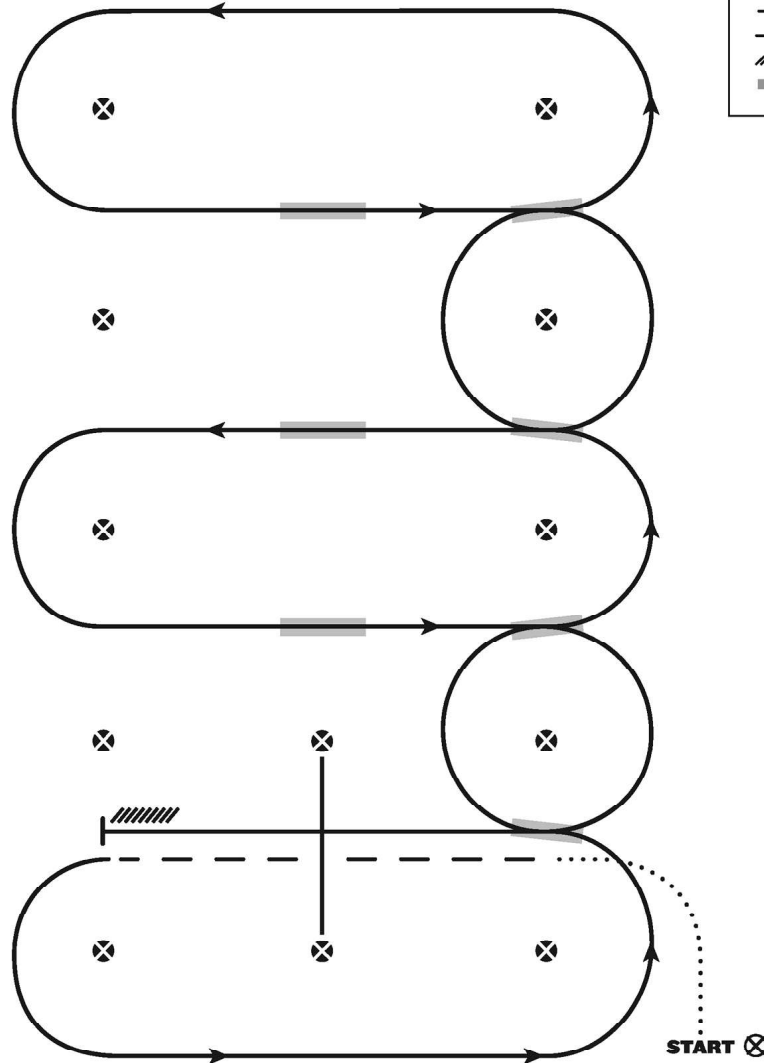
www.HorseShowPatterns.com

www.HorseShowPatterns.com

WESTERN RIDING - PATTERN 9

LEGEND

- Walk
- - - - - Jog
- Lope
- /////// Back
- Lead Changing Area



- I. Walk at least 15 feet from start cone to the first marker, as drawn, transition to jog, jog over log.
2. Transition to the lope left lead
3. First line change
4. Second line change
5. Third line change
6. Fourth line change
7. First crossing change
8. Second crossing change
9. Third crossing change
10. Lope over log
- II. Lope, stop & back

Revised 06-07-2021

[WR/OP-9]

Pattern Provided by:
EZ Horseshows

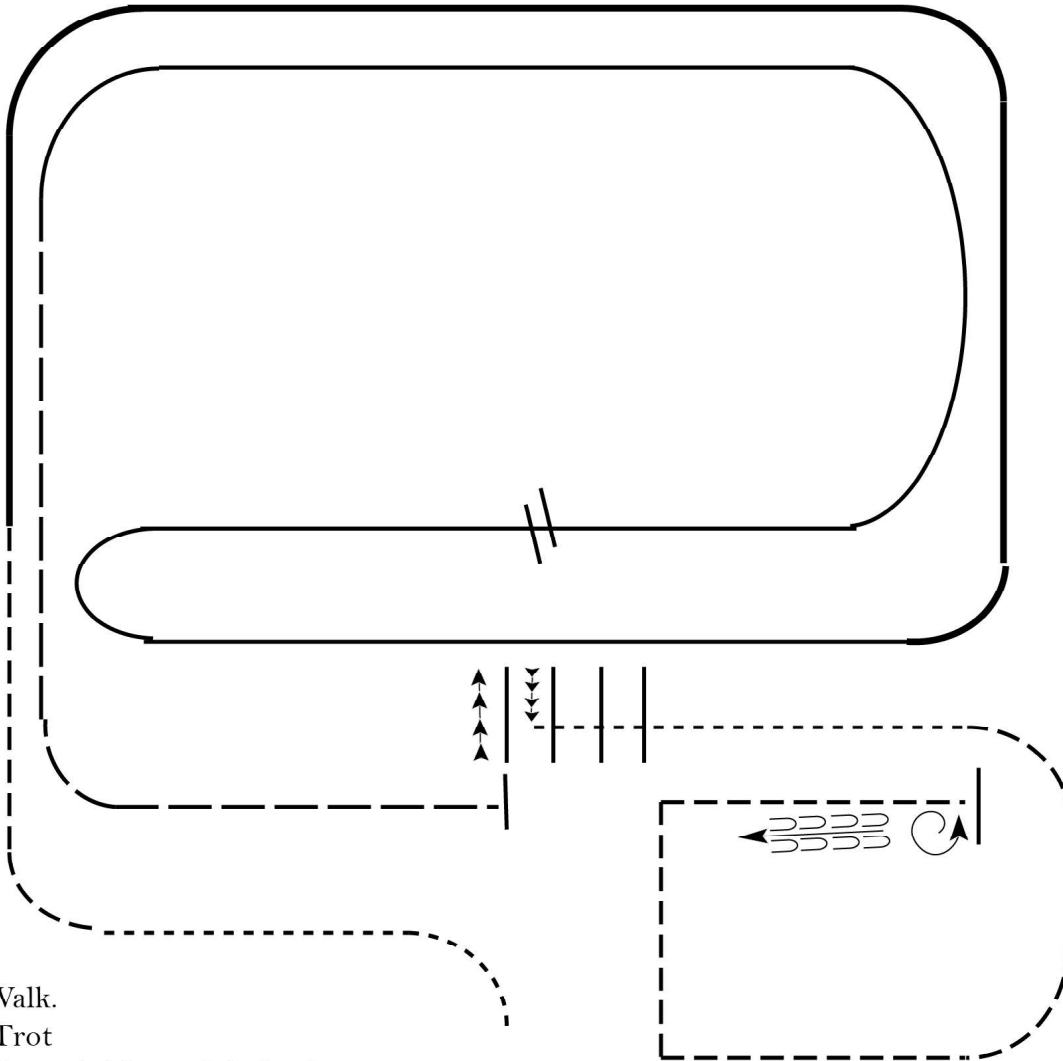
Heart of the Rockies

Ranch Riding 5/5 (ALL)

Show Date: 05-04-2024

www.HorseShowPatterns.com

www.HorseShowPatterns.com



1. Walk.
2. Trot
3. Extended lope-right lead
4. Lope right lead
5. Change leads (simple or flying)
6. Lope left lead
7. Extended trot
8. Stop, side pass left, side pass right, 1/2 way
9. Walk over logs
10. Walk
11. Trot square
12. Stop, 360 degree turn left, back

- | | |
|---------------------|-----------|
| Walk | ----- |
| Jog | - - - - - |
| Extended Jog | - - - - - |
| Lope | ————— |
| Lead Change | — / — |
| Back | ← — — — — |
| Marker | ⓑ |

[RR/5]

Pattern Provided by:

EZ Horseshows