

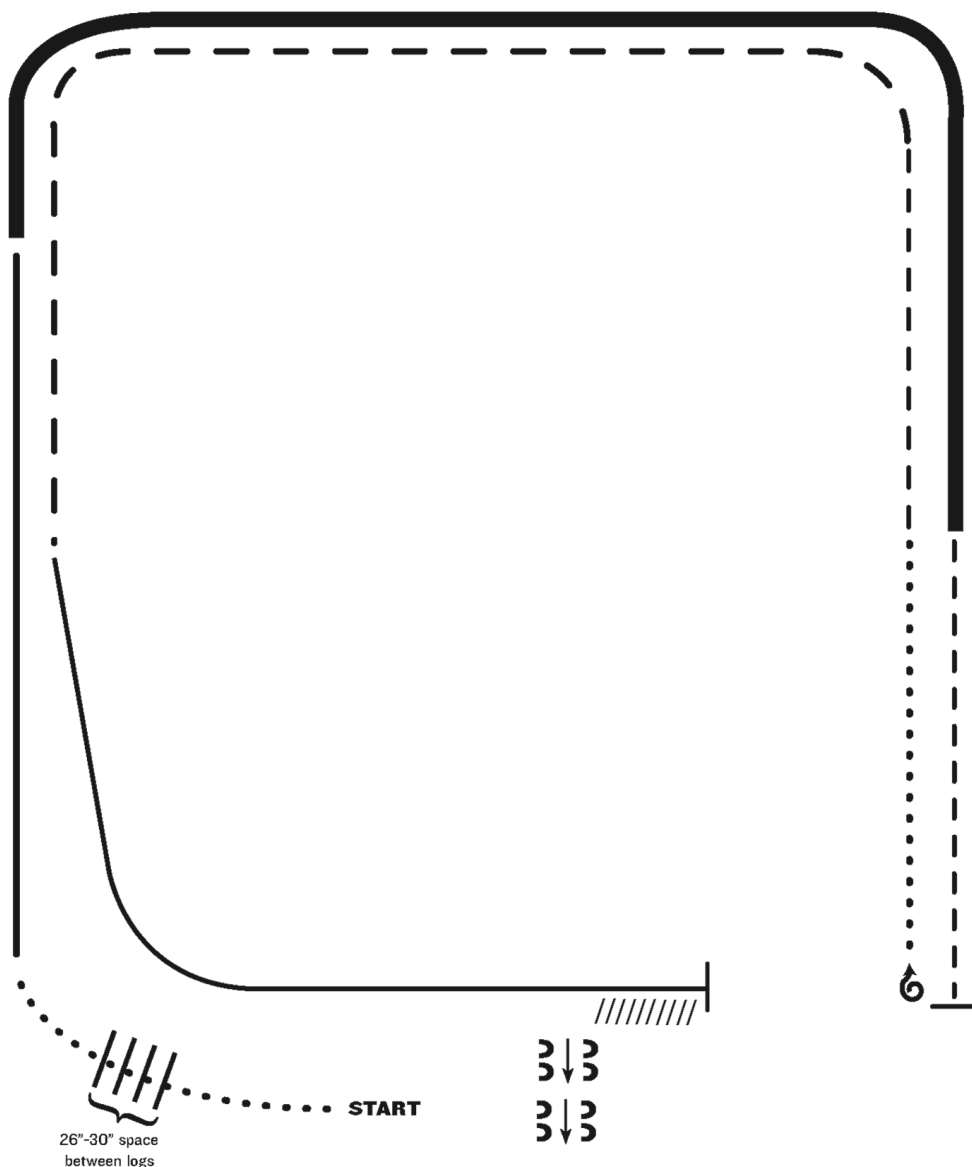
Rocktoberfest

Ranch Riding All (AQHA Pattern 6)

Show Date: 10/13/2023 - 10/15/2023

www.HorseShowPatterns.com

www.HorseShowPatterns.com



1. Walk
2. Walk over logs
3. Lope right lead
4. Extended lope (right lead)
5. Trot
6. Stop, 1 1/2 turns right
7. Walk
8. Trot
9. Extended trot
10. Lope left lead
11. Stop and Back
12. Side pass right

Note: The drawn description of this pattern is only intended for the general depiction of the pattern. Exhibitors should utilize the arena space to best exhibit their horses.

[RR/AQHA-6]

Pattern Provided by:

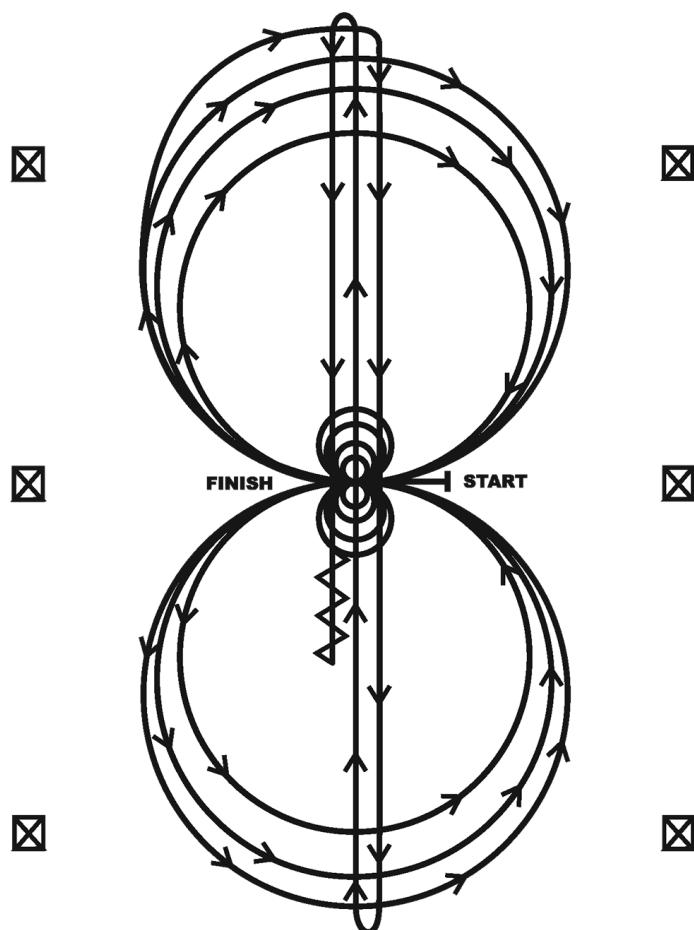
EZHoresshows

Rocktoberfest

Reining All (AQHA Pattern 2)

Show Date: 10/13/2023 - 10/15/2023

REINING PATTERN 2



Horses may walk or jog to the center of arena. Horses must walk or stop prior to starting pattern. Beginning at the center of the arena facing the left wall or fence.

1. Beginning on the right lead, complete three circles to the right: the first circle small and slow; the next two circles large and fast. Change leads at the center of the arena.
2. Complete three circles to the left: the first circle small and slow; the next two circles large and fast. Change leads at the center of the arena.
3. Continue around previous circle to the right. At the top of the circle, run down the middle to the far end of the arena past the end marker and do a right rollback—no hesitation.
4. Run up the middle to the opposite end of the arena past the end marker and do a left rollback—no hesitation.
5. Run past the center marker and do a sliding stop. Back up to the center of the arena or at least ten feet (three meters). Hesitate.
6. Complete four spins to the right. Hesitate.
7. Complete four spins to the left. Hesitate to demonstrate the completion of the pattern.

[R/AQHAP-2]

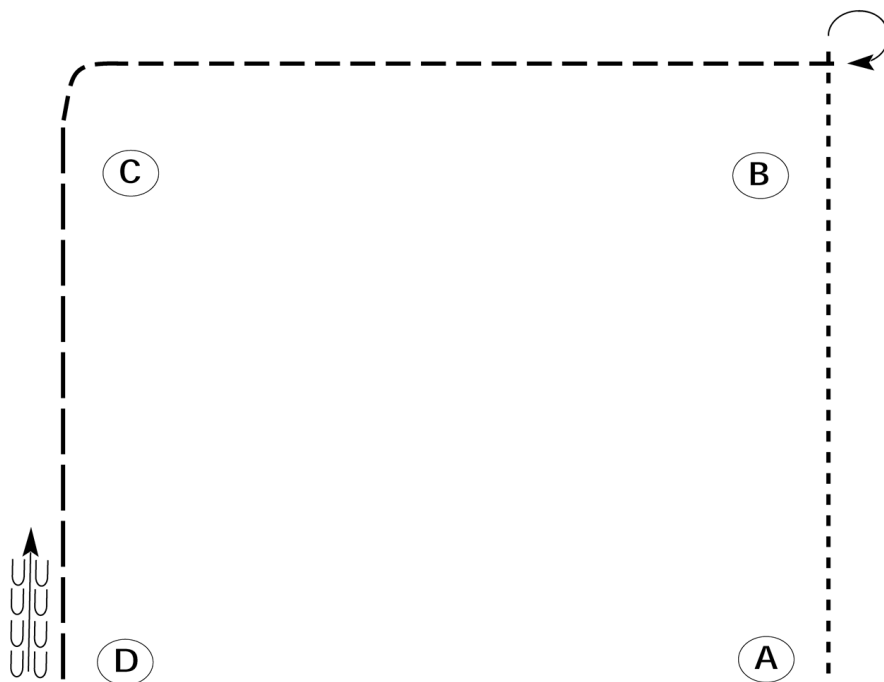
Pattern Provided by:

EZHoresshows

Rocktoberfest

Horsemanship Walk Trot

Show Date: 10/13/2023 - 10/15/2023



Be ready at A.

1. Walk from A to B.
2. Stop past B and execute a 270 degree turn to the right.
3. Jog from B around C.
4. Extend the jog from C to D.
5. Stop at D and back one horse length.

Please exit at a jog.

Walk -----

Jog - - - - -

Extended Jog - - - - -

Lope _____

Leg Yield |||||

Lead Change /

Back ← |||

Marker (B)

Sidepass ← →

[WH/WT-23]

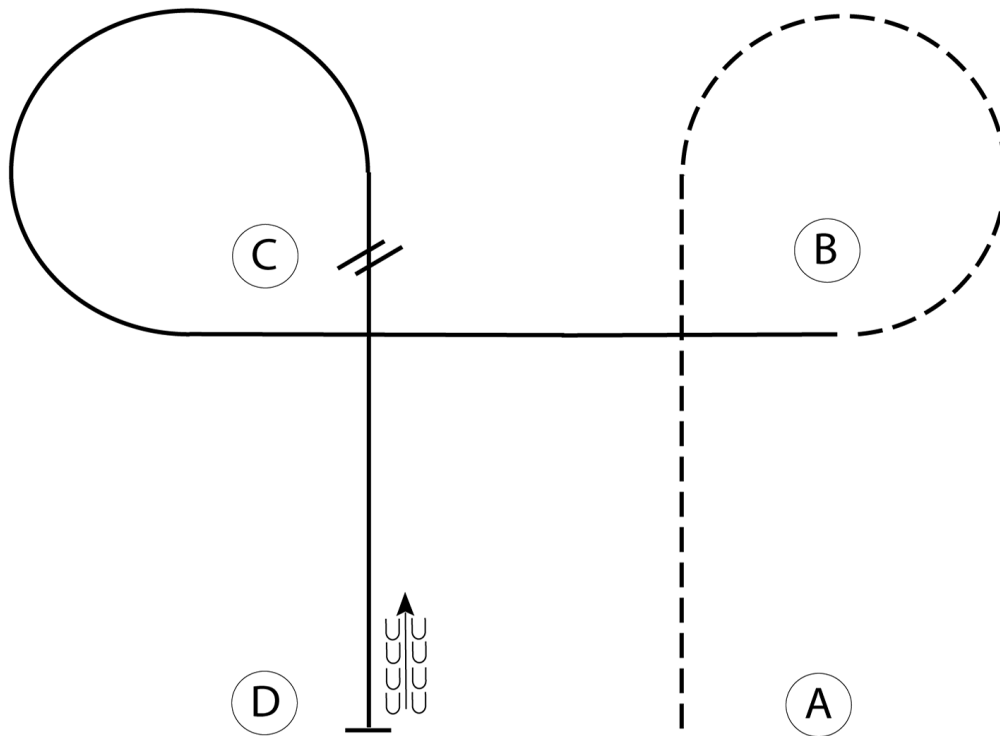
Pattern Provided by:

EZHoresshows

Rocktoberfest

Horsemanship Yth, Amt, Amt Select, and All Breed

Show Date: 10/13/2023 - 10/15/2023



Be ready at A.

1. Jog A to B.
2. Jog a circle around B.
3. At B, lope on the right lead to C.
4. Lope a circle around C.
5. At C, perform a simple lead change and continue to D.
6. At D, stop and back one horse length.

Follow the instructions of your ring steward.

Walk	-----
Jog	-----
Extended Jog	-----
Lope	=====
Leg Yield	
Lead Change	↖↗
Back	←←←←←
Marker	(B)
Sidepass	←-----→

[WH/2-13]

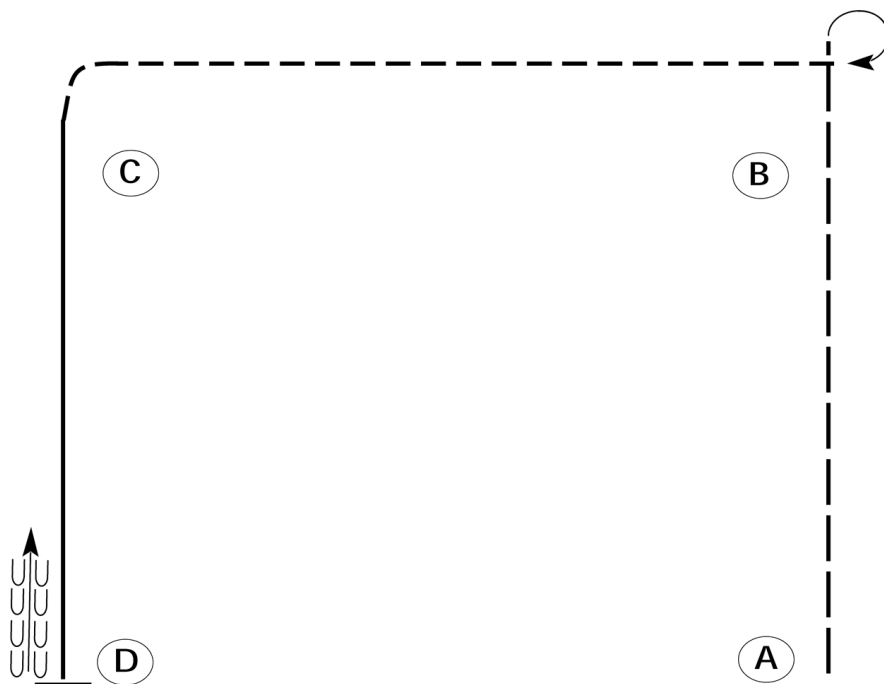
Pattern Provided by:

EZHoresshows

Rocktoberfest

Horsemanship L1 Amt, L1 Youth, and Rookie Classes

Show Date: 10/13/2023 - 10/15/2023



Be ready at A.

1. Extended jog from A to B.
2. Stop past B and execute a 270 degree turn to the right.
3. Jog from B around C.
4. Lope on the left lead from C to D.
5. Stop at D and back one horse length.

Please exit at a jog.

Walk -----

Jog - - - - -

Extended Jog - _ _ _ -

Lope _____

Leg Yield + + + + +

Lead Change / / / / /

Back < < < < < <

Marker (B)

Sidepass < < < < < <

[WH/1-23]

Pattern Provided by:

EZHoresshows

Rocktoberfest

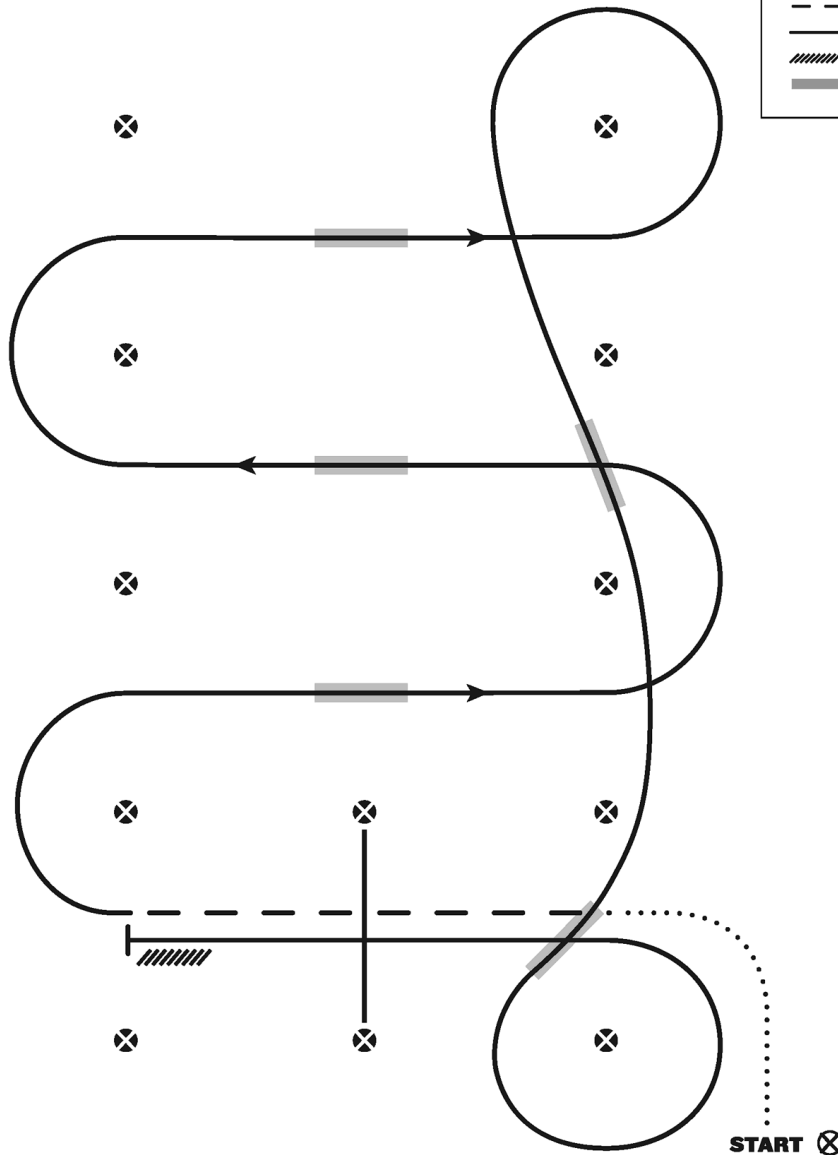
Western Riding All L1 and Rookie Classes (AQHA L1 Pattern 7)

Show Date: 10/13/2023 - 10/15/2023

LEVEL I WESTERN RIDING PATTERN 7

LEGEND

- Walk
- - - - - Jog
- Lope
- /////// Back
- Lead Changing Area



1. Walk at least 15 feet from start cone to the first marker, as drawn, transition to jog, jog over log.
2. Transition to the lope right lead
3. First crossing change
4. Second crossing change
5. Third crossing change
6. Circle & first line change
7. Second line change & circle
8. Lope over log
9. Stop & back

Revised 06-07-2021

[WR/GP-7]

Pattern Provided by:

EZHoresshows

Rocktoberfest

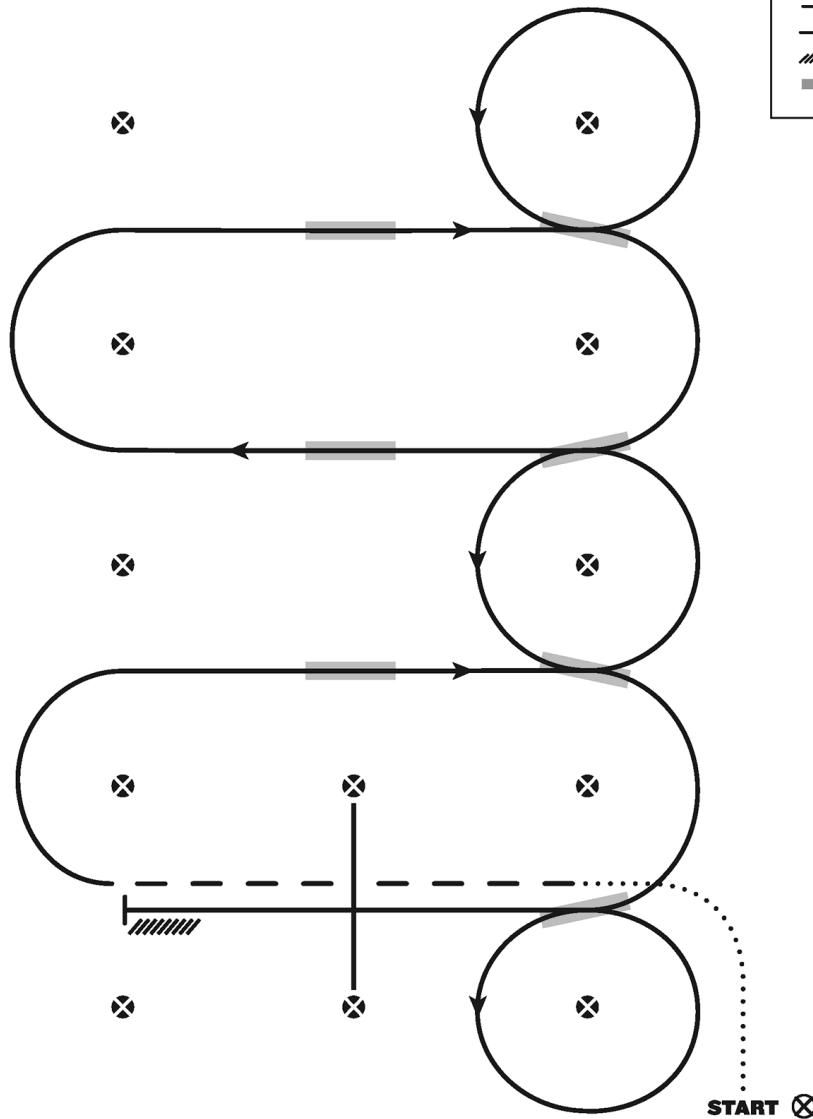
Western Riding Yth,Amt,Amt Select,Jr,Sr,All Breed (AQHA Pattern 7)

Show Date: 10/13/2023 - 10/15/2023



LEGEND

- Walk
 — — Jog
 ————— Lope
 // // // // Back
 ■ ■ ■ ■ ■ Lead Changing Area



1. Walk at least 15 feet from start cone to the first marker, as drawn, transition to jog, jog over log.
2. Transition to the lope right lead
3. First crossing change
4. Second crossing change
5. Third crossing change
6. Circle & first line change
7. Second line change
8. Third line change
9. Fourth line change & circle
10. Lope over log
11. Lope, stop & back

Revised 06-07-2021

[WR/OP-7]

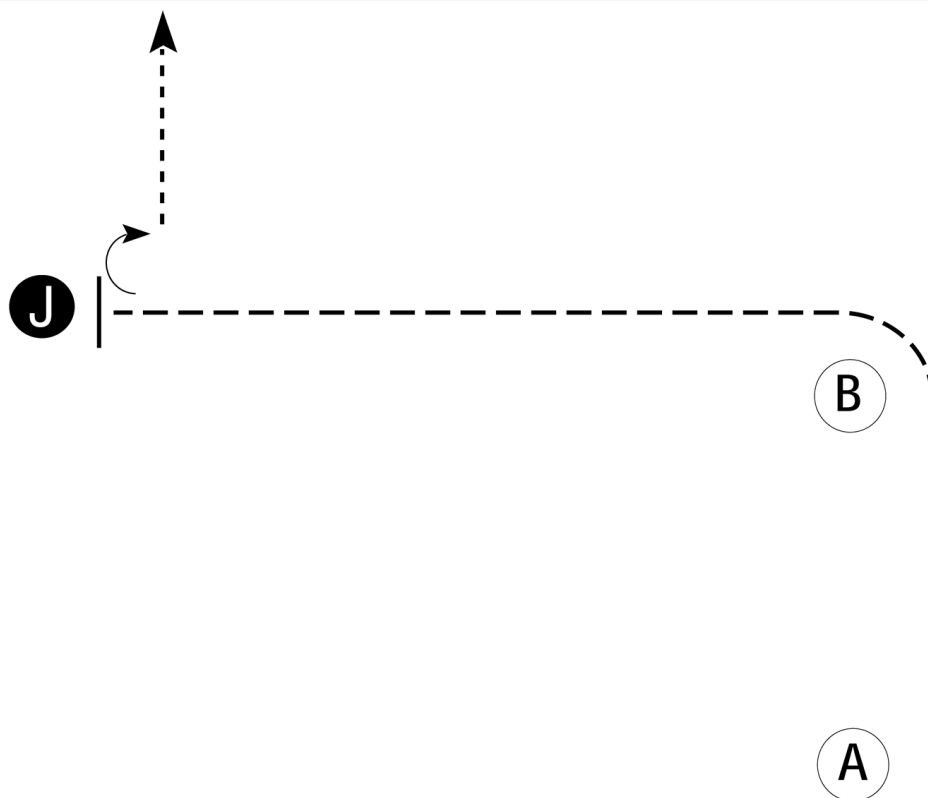
Pattern Provided by:

EZHoresshows

Rocktoberfest

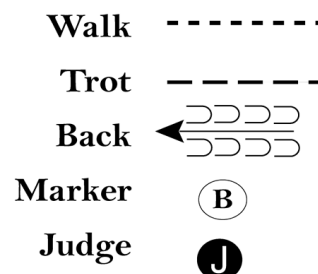
Showmanship Walk Trot

Show Date: 10/13/2023 - 10/15/2023



Be ready at A.

1. Walk from A to B.
2. At B, trot to judge.
3. Stop and set up for inspection.
4. When dismissed, turn 90 degrees and walk away from judge.
5. Follow the instructions of your ring steward.



[S/WT-11]

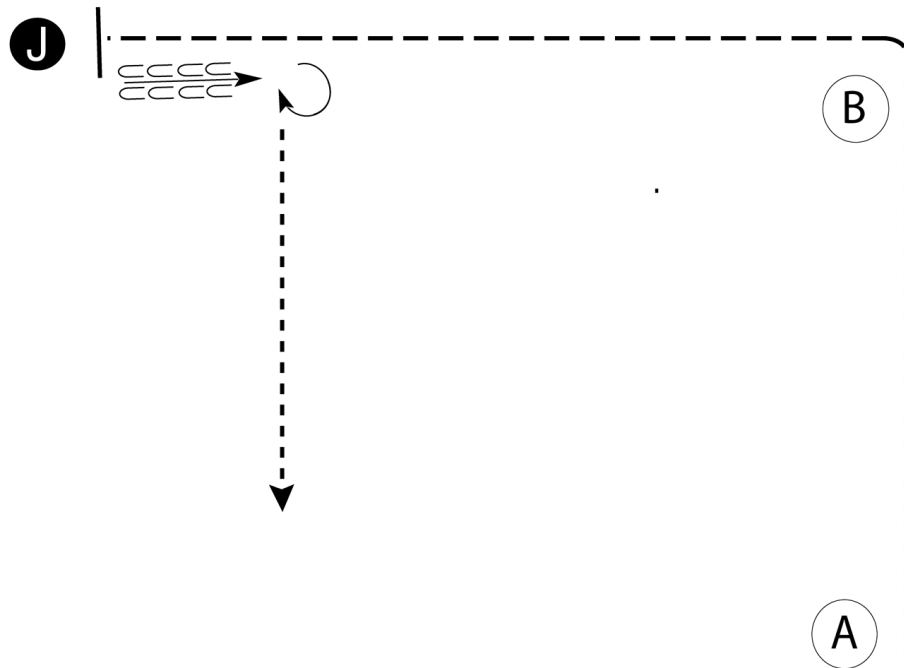
Pattern Provided by:

EZHoresshows

Rocktoberfest

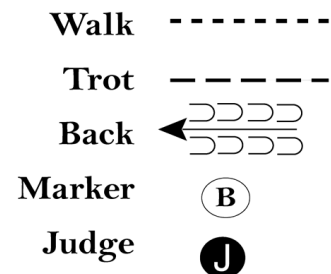
Showmanship L1 Yth, L1 Amt, Amt Select and Rookie Classes

Show Date: 10/13/2023 - 10/15/2023



Be ready at A.

1. Walk to B.
2. Trot around B and to judge.
3. Stop and set up for inspection.
4. When dismissed, back one horse length.
5. Turn 270 degrees and walk straight off.



[S/1-23]

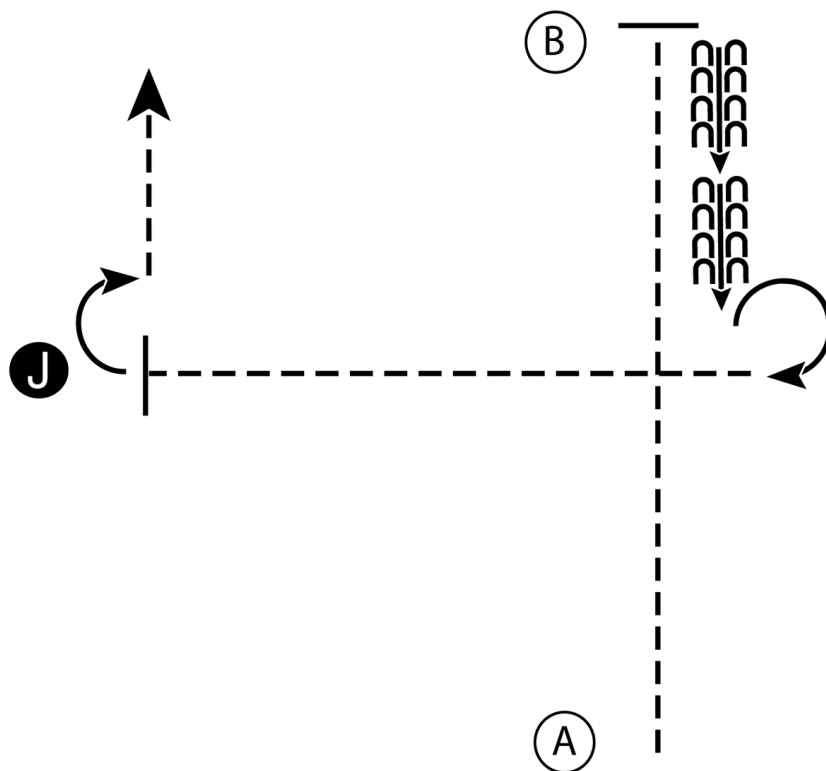
Pattern Provided by:

EZHoresshows


Rocktoberfest

Showmanship Yth, Amt, Amt Select, All Breed

Show Date: 10/13/2023 - 10/15/2023



1. Trot A to B
2. Stop at B and back halfway to A
3. Stop and perform a 270 degree turn
4. Trot to judge and set up for inspection
5. When dismissed perform a 90 degree turn and trot away from judge

Walk
Trot - - - - -
Back 
Marker (B)
Judge (J)

[S/2-3]

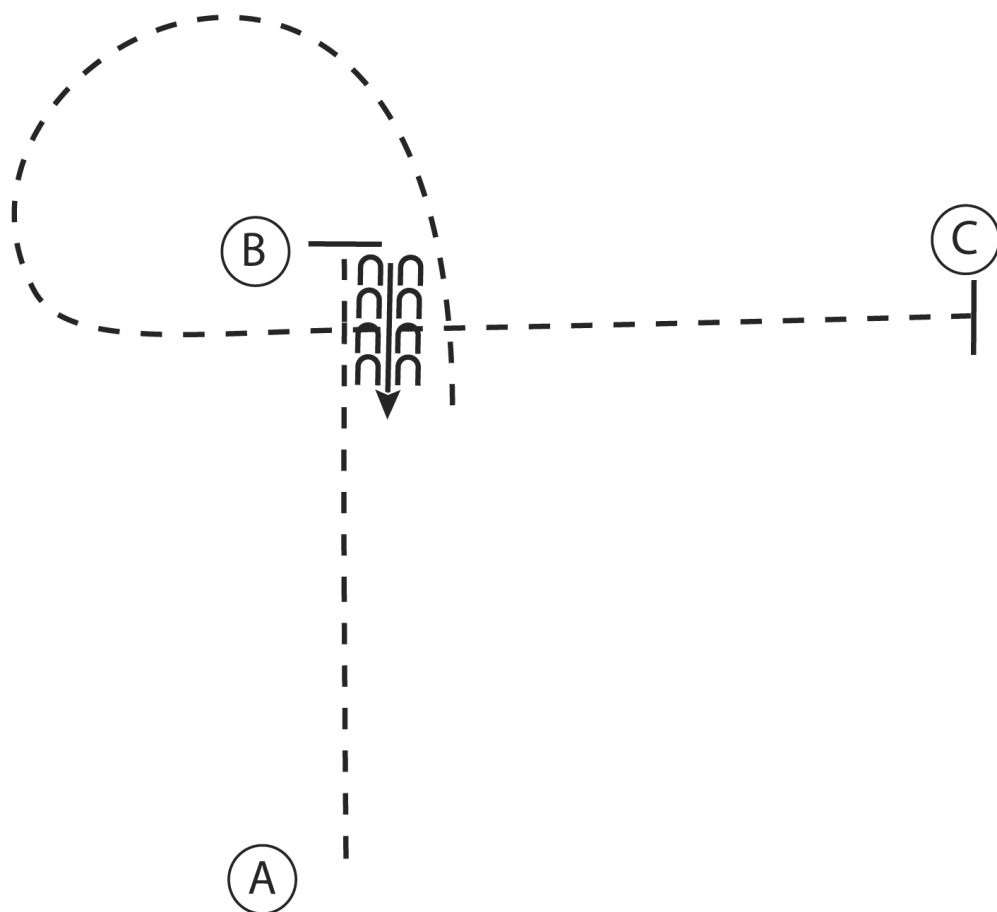
Pattern Provided by:

EZHoresshows

Rocktoberfest

Hunt Seat Eq Walk Trot

Show Date: 10/13/2023 - 10/15/2023



1. Trot A to B
2. At B stop and back 4 steps
3. Trot a circle around B and continue to C
4. Stop at C

Walk
Trot	-----
Extended Trot	-----
Canter	=====
Leg Yield	
Lead Change	↖↗
Back	←←←←
Marker	(B)
Sidepass	←---→

[HSE/WT-2]

Pattern Provided by:

EZHoresshows

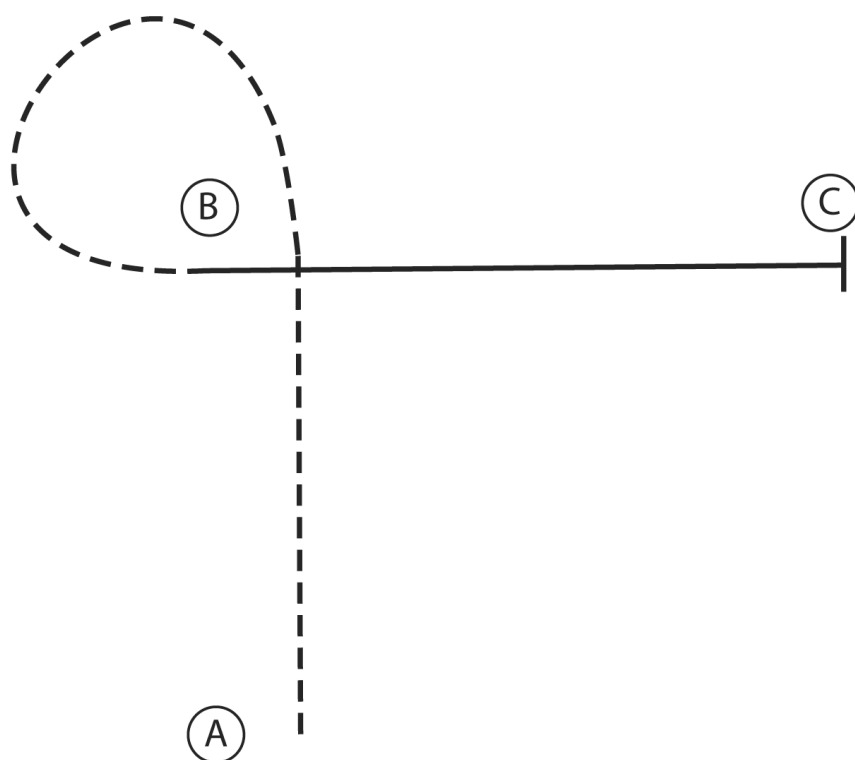
Rocktoberfest

Hunt Seat Eq L1 Amt, L1 Youth, and Rookie Classes

Show Date: 10/13/2023 - 10/15/2023

www.HorseShowPatterns.com

www.HorseShowPatterns.com



1. Sitting trot A to B
2. Posting trot around B
3. At B canter on the right lead to C
4. Stop at C

Walk
Trot	-----
Extended Trot	-----
Canter	=====
Leg Yield	
Lead Change	↗↘
Back	←←←←←
Marker	⊙
Sidepass	←-----→

[HSE/1-7]

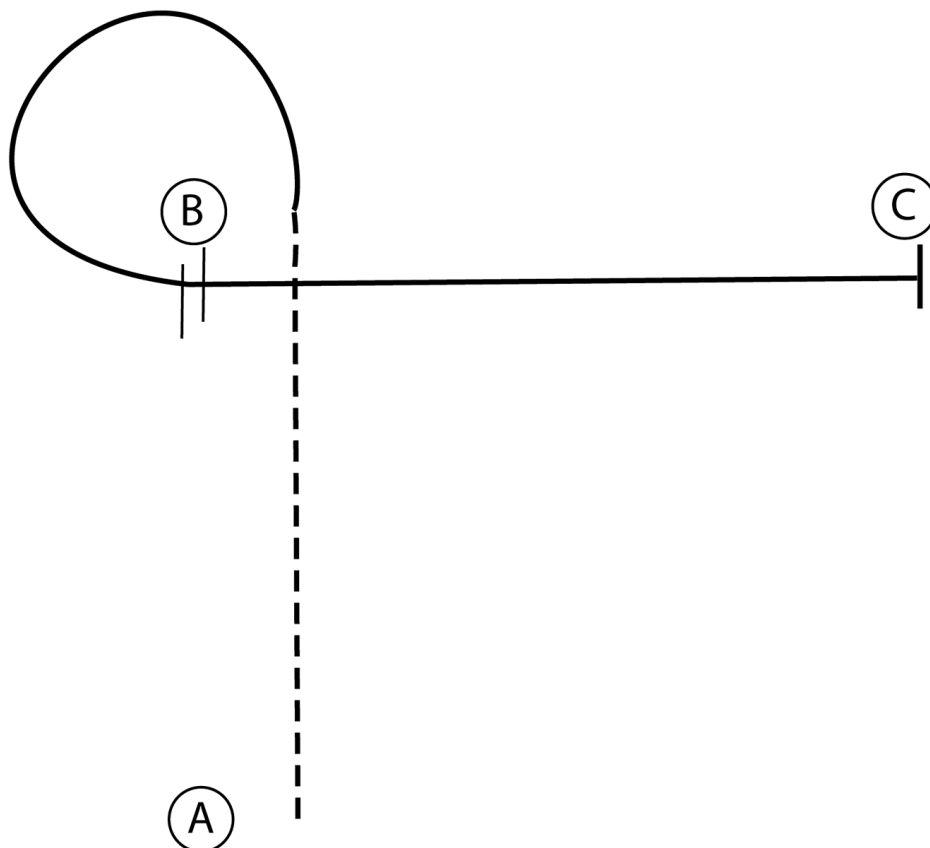
Pattern Provided by:

*EZH*oresshows

Rocktoberfest

Hunt Seat Eq Yth, Amt, and Amt Select, All Breed

Show Date: 10/13/2023 - 10/15/2023



1. Posting trot A to B on the right diagonal
2. At B canter on the right lead around B
3. At B perform a simple lead change and continue to C
4. Stop at C

Walk
Trot	-----
Extended Trot	-----
Canter	=====
Leg Yield	
Lead Change	↖ ↗
Back	←←← ←←←
Marker	(B)
Sidepass	←-----→

[HSE/2-14]

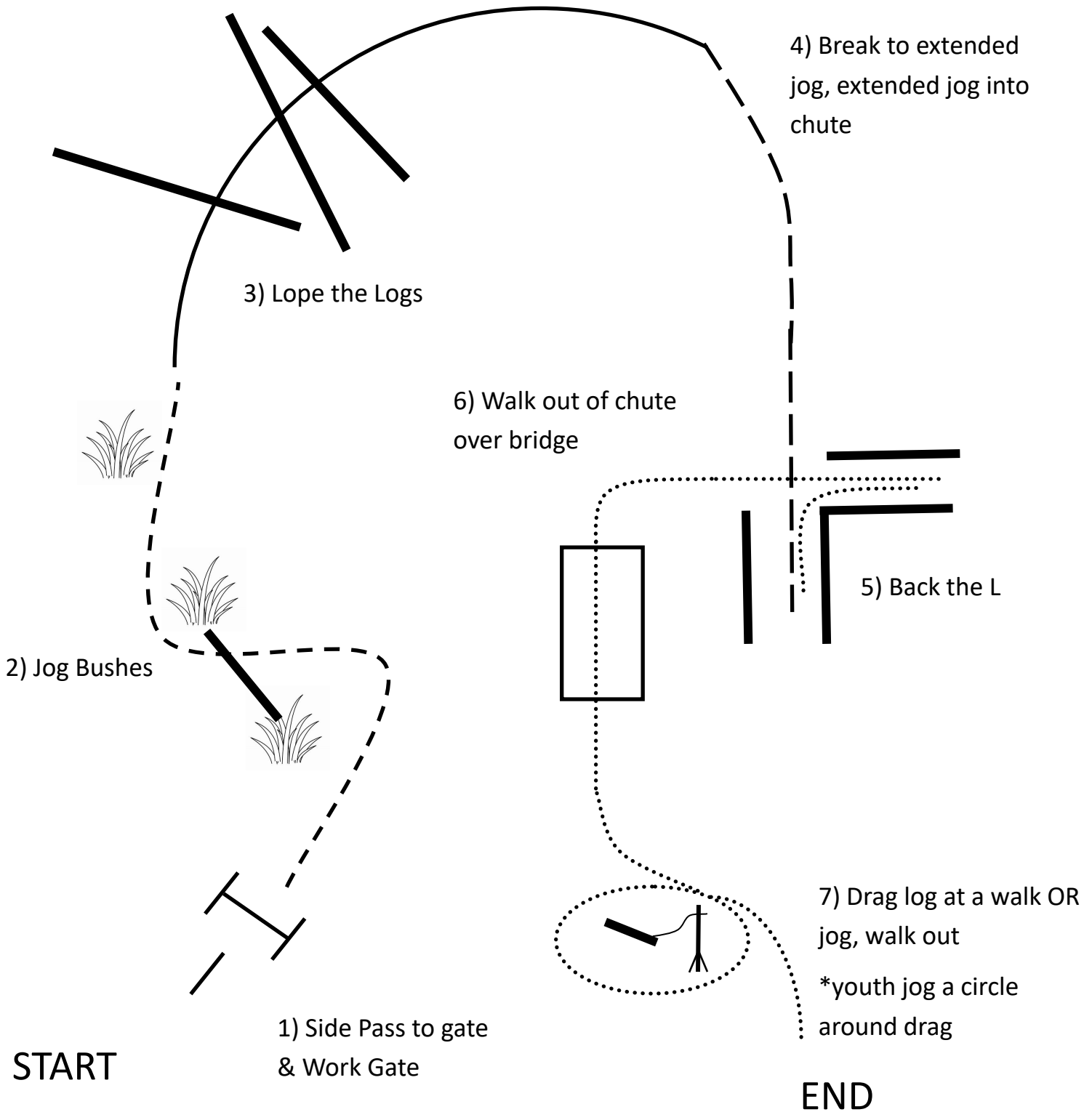
Pattern Provided by:

*EZH*oresshows

RANCH TRAIL

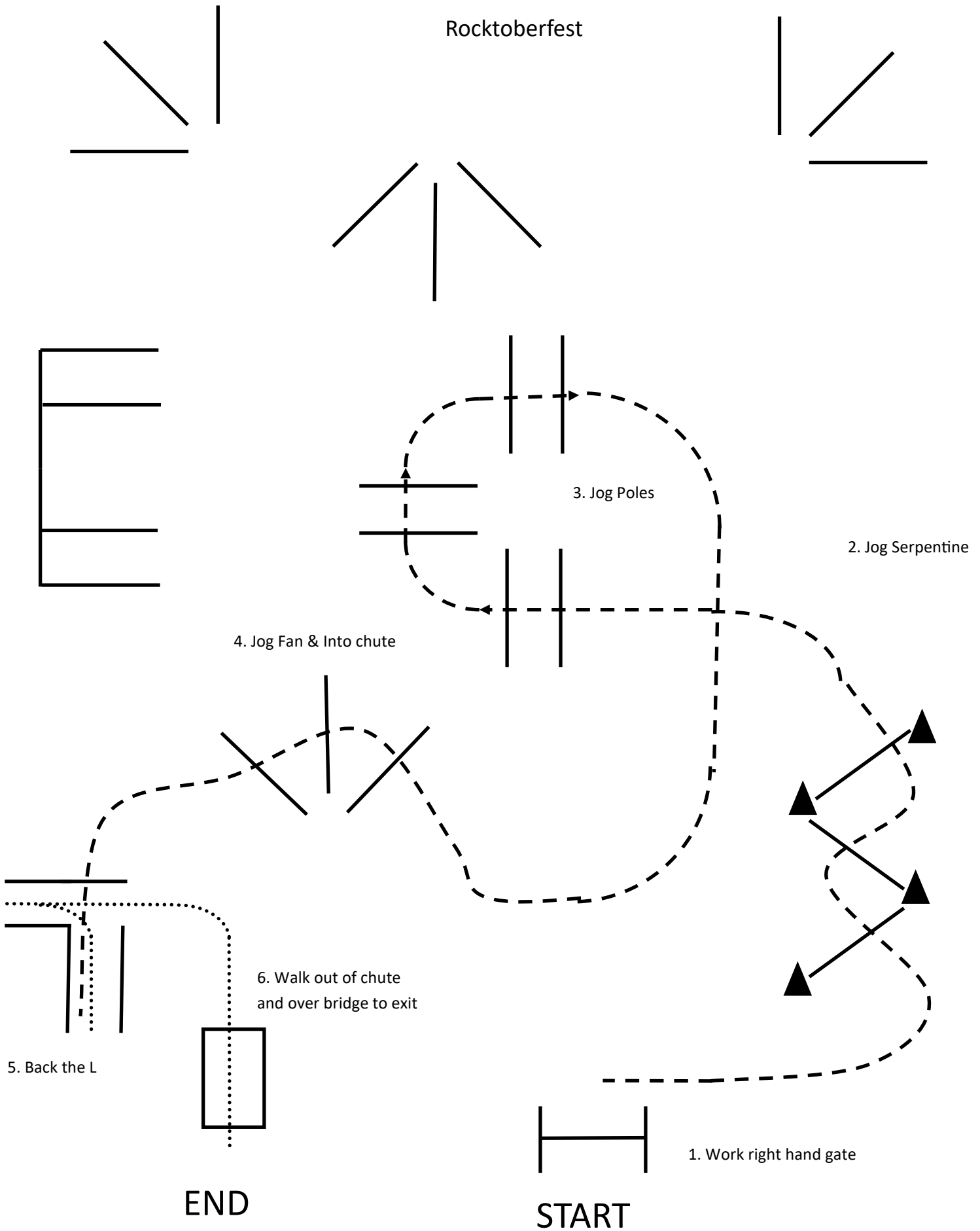
Rocktoberfest

All classes



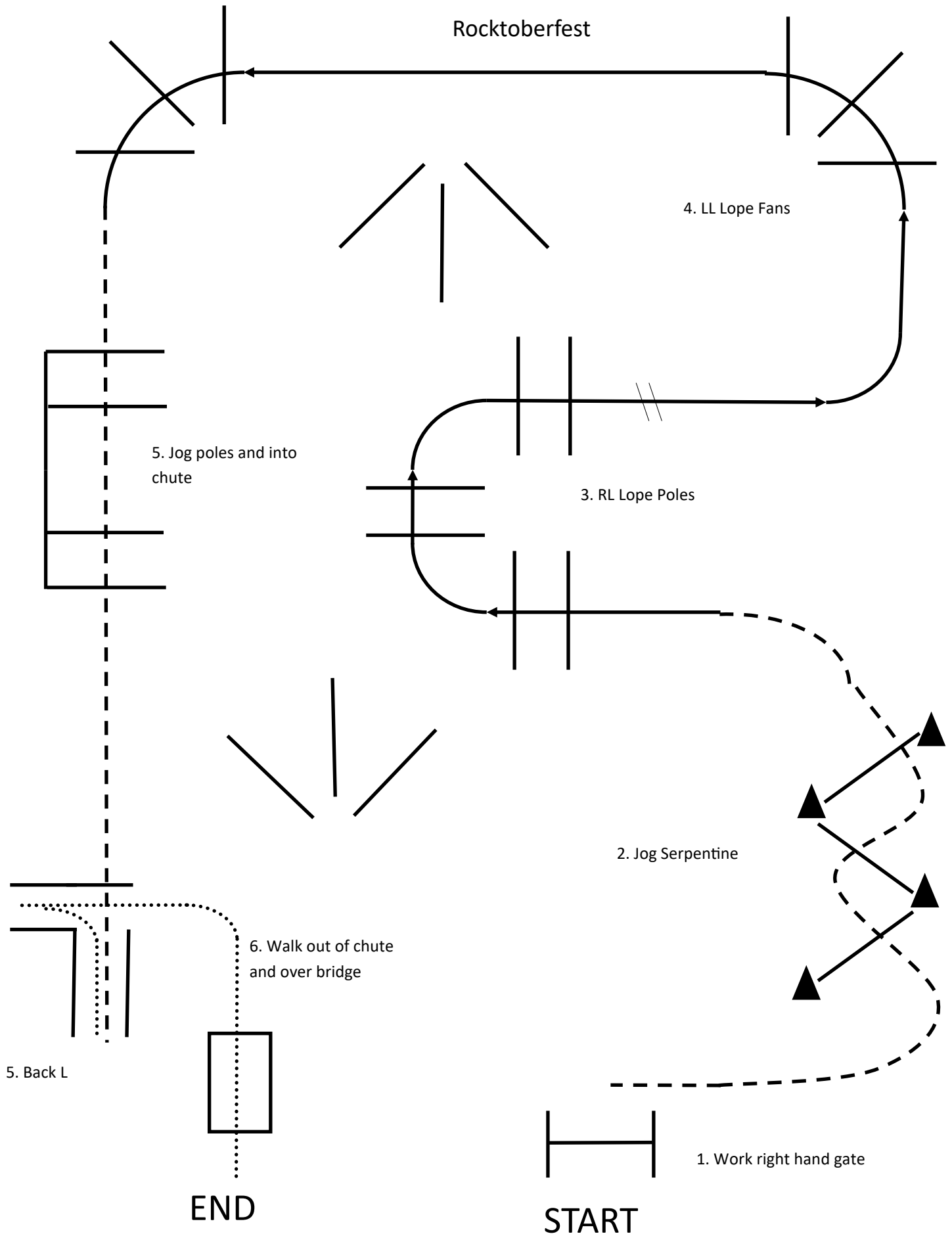
Walk Jog Trail

Rocktoberfest



Level 1, Junior, Rookie Trail

Rocktoberfest



Youth, Amt, Amt Select, Senior Trail

Rocktoberfest

